




Parent Agency Name	Attached Agency Name	Agency Acronym	Agency Type	Year-Quarter	Request Type	STATUS OF PROCESSED REQUESTS										STATUS OF ONGOING REQUESTS				
						Total Processed Requests	Successful	Proactively Disclosed	Partially Successful	Info Under Exceptions	Info Not Maintained	Invalid Request	Closed	Total Number of Days Lapsed	Average Processing Time	Ongoing Requests	Pending	Accepted	Awaiting Clarification	Processing
name of parent agency (if any)	name of agency	agency acronym	NGA / GOCC / SUC / LGU	year and quarter of report coverage	eFOI / Standard	total number of requests which are already processed	number of requests where information has been uploaded or provided	number of requests where information has been provided through the agency's website even before it was requested	number of requests where out of many requests, only a number has been provided by the agency	number of requests denied since it is under the FOI Exceptions List	number of requests denied since information is not being handled, maintained, a request for or stored by the agency	number of requests denied since it is a question, not an actionable item, or not a request for information	number of requests closed since the requesting party failed to provide the information needed for clarification-- 60 calendar days after the "Awaiting Clarification" status	total number of days lapsed facilitating processed requests	total number of days lapsed over the total number of processed requests for the period of coverage (do not include ongoing requests)	total number of requests currently being processed	number of requests submitted by requestors but not yet acknowledged by the Receiving Officer	number of requests acknowledged by the Receiving Officer and forwarded to the Decision Maker concerned	number of requests returned to the requestors for some clarifications or if he/she failed to provide all requirements such as a valid ID	number of requests received by the Decision Maker and is currently being processed
Visayas State University	Visayas State University	VSU	SUC	2017-Q1	STANDARD	18	18	0	0	0	0	0	0	0	0.00	0	0	0	0	0
Visayas State University	Visayas State University	VSU	SUC	2017-Q2	STANDARD	8	8	0	0	0	0	0	0	0	0.00	0	0	0	0	0
Visayas State University	Visayas State University	VSU	SUC	2017-Q3	STANDARD	13	13	0	0	0	0	0	0	0	0.00	0	0	0	0	0
Visayas State University	Visayas State University	VSU	SUC	2017-Q4	STANDARD	16	16	0	0	0	0	0	0	0	0.00	0	0	0	0	0
Visayas State University	Visayas State University	VSU	SUC	2018-Q1	STANDARD	21	21	0	0	0	0	0	0	0	0.00	0	0	0	0	0
Visayas State University	Visayas State University	VSU	SUC	2018-Q2	STANDARD	14	14	0	0	0	0	0	0	0	0.00	0	0	0	0	0
Visayas State University	Visayas State University	VSU	SUC	2018-Q3	STANDARD	29	29	0	0	0	0	0	0	0	0.00	0	0	0	0	0
Prepared by:						Recommending Approval:						Approved:								
																				
ASTERIA A. SEVILLA						REMBERTO A. PATINDOL						EDGARDO E. TULIN								
AO II						Vice President for Administration and Finance						President								