

QUARTERLY PHYSICAL REPORT OF OPERATION


As of December 31, 2020


Department : State Universities and Colleges (SUCs)
 Agency : Visayas State University
 Operating Unit : < not applicable >
 Organization Code (UACS) : 08 083 0000000


Particulars	UACS CODE	Physical Target (Budget Year)					Physical Accomplishment (Budget Year)					Variance	Remarks
		1st Quarter	2nd Quarter	3rd Quarter	4th Quarter	Total	1st Quarter	2nd Quarter	3rd Quarter	4th Quarter	Total		
1	2	3	4	5	6	7	8	9	10	11	12	13	14
HIGHER EDUCATION PROGRAM	31010000000000												
OO : Relevant and quality tertiary education ensured to													
Outcome Indicators													
1. Percentage of first-time licensure exam-takers that pass the licensure exams			20%	20%	21%	60.55%	48.15% (13/27)	0	0	0	48.15% (13/27)		No Licensure Exam conducted from April to December, 2020
2. Percentage of graduates (2 years prior) that are employed		15%	20%	28%	19%	82% (1,328/1,620)	42% (11/26)	70% (39/56)	75.75% (378/499)	87.43% (1,274/1,452)	83.51% (1,702/2,038)		
Output Indicators													
1. Percentage of undergraduate student population enrolled in CHED-identified and RDC-identified priority programs		31%		55%		86% (12,564/14,540)	88.34% (9,301/10,529)	0	84.06% (10,880/12,943)	88.83% (11,462/12,904)	88.83% (11,462/12,904)		
2. Percentage of undergraduate programs with accreditation					93%	93% (37/40)	0	0	82.50% (33/40)	82.50% (33/40)	82.50% (33/40)		The validity of the accreditations held in 2017 and 2018 is good until 2021 and 2022, respectively
ADVANCED EDUCATION PROGRAM	32010000000000												
OO : Higher education research improved to promote													
Outcome Indicators													
1. Percentage of graduate school faculty engaged in research work applied in any of the following:													
a. pursuing advanced research degree programs (Ph.D)		10%		13%		23% (16/70)	24.05% (19/79)	0	21.84% (19/87)	0	21.84% (19/87)		
b. actively pursuing in the last three (3) years (investigative research, basic and applied scientific research, policy research, social science research)													
c. producing technologies for commercialization or livelihood improvement													
d. whose research work resulted in an extension program													
Output Indicators													
1. Percentage of graduate students enrolled in research degree programs		35%		51%		86% (413/481)	78.85% (343/435)	78.85% (343/435)	83.30% (434/522)	83.30% (434/522)	83.30% (434/522)		
2. Percentage of accredited graduate programs					90%	90% (32/35)	88.57% (31/35)	88.57% (31/35)	88.57% (31/35)	88.57% (31/35)	88.57% (31/35)		The validity of the accreditations held in 2017 and 2018 is good until 2021 and 2022, respectively
RESEARCH PROGRAM	32020000000000												
OO : Higher education research improved to promote													
Outcome Indicator													
1. Number of research outputs in the last three years utilized by the industry or by other beneficiaries			5	5	50	60	0	10	48	2	60		

Department : State Universities and Colleges (SUCs)
 Agency : Visayas State University
 Operating Unit : < not applicable >
 Organization Code (UACS) : 08 083 0000000

Particulars	UACS CODE	Physical Target (Budget Year)					Physical Accomplishment (Budget Year)					Variance	Remarks
		1st Quarter	2nd Quarter	3rd Quarter	4th Quarter	Total	1st Quarter	2nd Quarter	3rd Quarter	4th Quarter	Total		
1	2	3	4	5	6	7	8	9	10	11	12	13	14
Output Indicators													
1. Number of research outputs completed within the year				5	40	45	3	3	28	11	45		
2. Percentage of research outputs published in internationally-refereed or CHED recognized journal within the year				2%	33%	35%	0	2% (1/46)	25% (11/46)	8% (4/46)	35% (16/46)		
TECHNICAL ADVISORY EXTENSION PROGRAM	33010000000000												
OO : Community engagement increased													
Outcome Indicator													
1. Number of active partnerships with LGUs, industries, NGOs, NGAs, SMEs, and other stakeholders as a result of extension activities		10	4	4	2	20	8	2	9	6	25		
Output Indicators													
1. Number of trainees weighted by the length of training		7,000	10,000	5,000	4,000	26,000	232	1,580	24,672	340	26,592		
2. Number of extension programs organized and supported consistent with the SUC's mandated and priority programs		27	3	3	2	35	30	4	5	2	41		
3. Percentage of beneficiaries who rate the training course/s and advisory services as satisfactory or higher in terms of quality and relevance		25%	30%	25%	15%	95% (759/800)	96.12% (223/232)	93.34% (420/450)	99.27% (815/821)	95% (143/150)	95% (143/150)		

Prepared By: 
 DANIEL LESLIE S. TAN
 Director for Planning and Infrastructure Project
 Date: 2021-01-29 16:48:35.0

In coordination with: 
 LOUELLA C. AMPAC
 Director for Financial Management
 Date: 2021-01-29 16:48:35.0

Approved By: 
 EDGARDO E. TULIO
 SUC President
 Date: 2021-01-29 16:51:08.0

6)
 8