





**QUARTERLY PHYSICAL REPORT OF OPERATION
As of March 31, 2020**

Department : STATE UNIVERSITIES AND COLLEGES (SUCs)
 Agency : VISAYAS STATE UNIVERSITY
 Operating Unit : N/A
 Organization Code (UACS) : 08 083 00 00000

	Current Year Appropriations
	Supplemental Appropriations
	Continuing Appropriations
	Off-Budget Account

Particulars	UACS Code	Physical Targets					Physical Accomplishments					Variance as of 31 Dec '20	Remarks
		1st Quarter	2nd Quarter	3rd Quarter	4th Quarter	Total	1st Quarter	2nd Quarter	3rd Quarter	4th Quarter	Total		
1	2	3	4	5	6	7=(3+4+5+6)	8	9	10	11	12=(8+9+10+11)	13	14
HIGHER EDUCATION PROGRAM	300000000 301000000												
Outcome Indicators													
1. Percentage of first-time exam-takers that pass the licensure exam			30.00%	35.00%	35.00%	100%	48.15% (13/27)						
2. Percentage of graduates (2 years prior) that are employed		32.00%		50.00%		82%							
Output Indicators													
1. Percentage of undergraduate student population enrolled in CHED-identified and RDC-identified priority programs		36.00%		50.00%		86.00%	88.34% (9,301/10,529)						
2. Percentage of undergraduate programs with accreditation		30.00%		37.00%		67.00%							The validity of the accreditations held in 2017 and 2018 is good until 2021 and 2022, respectively.
ADVANCED EDUCATION PROGRAM	302000000												
Outcome Indicators													
1. Percentage of graduate school faculty engaged in research work applied in any of the following: a. Pursuing advanced research degree programs (Ph.D.)		7.50%		14.50%		22%	25.05% (19/79)						

Particulars	UACS Code	Physical Targets					Physical Accomplishments					Variance as of 31 Dec '20	Remarks
		1st Quarter	2nd Quarter	3rd Quarter	4th Quarter	Total	1st Quarter	2nd Quarter	3rd Quarter	4th Quarter	Total		
1	2	3	4	5	6	7=(3+4+5+6)	8	9	10	11	12=(8+9+10+11)	13	14
Output Indicators													
1. Percentage of graduate students enrolled in research degree programs		9.33%	19.20%	56.30%		85%	78.85% (343/435)						
2. Percentage of accredited graduate programs		15.79%	70.21%			86%	88.87% (31/35)						The validity of the accreditations held in 2017 and 2018 is good until 2021 and 2022, respectively.
RESEARCH PROGRAM	303000000												
Outcome Indicator													
1. Number of research outputs in the last three years utilized by the industry or by other beneficiaries			3	5	50	58							
Output Indicators													
1. Number of research outputs completed within the year		3	3	10	29	45	3						
2. Percentage of research outputs published in internationally-referred or CHED recognized journal within the year			1.00%	3.00%	31.00%	35.00%							

Particulars	UACS Code	Physical Targets					Physical Accomplishments					Variance as of 31 Dec '20	Remarks
		1st Quarter	2nd Quarter	3rd Quarter	4th Quarter	Total	1st Quarter	2nd Quarter	3rd Quarter	4th Quarter	Total		
1	2	3	4	5	6	7=(3+4+5+6)	8	9	10	11	12=(8+9+10+11)	13	14
TECHNICAL ADVISORY EXTENSION PROGRAM	304000000												
Outcome Indicator 1. Number of active partnerships with LGUs, industries, NGOs, NGAs, SMEs, and other stakeholders as a result of extension activities		9	5	2	2	18	8						
Output Indicators 1. Number of trainees weighted by the length of training		7,000	9,000	6,000	3,853	25,853	232						
2. Number of extension programs organized and supported consistent with the SSUC's mandated and priority programs		20	10	3	2	35	30						
3. Percentage of beneficiaries who rate the training course/s and advisory services as satisfactory or higher in terms of quality and relevance		25%	35%	20%	15%	95%	96.12% (223/232)						

Prepared By:

In coordination with:

Approved By:

DILBERTO O. FERRAREN

Vice President, Planning, Resource Generation
& External Affairs

LOUELLA C. AMPAC

Director for Finance

EDGARDO E. TULIN

President