

PERFORMANCE INDICATOR - September 30, 2019


Department: State Universities and Colleges (SUCs)
 Agency: Visayas State University
 Organization Code: 08 083 0000000


Particulars	UACS CODE	Physical Target (Budget Year)					Physical Accomplishment (Budget Year)					Variance	Remarks
		1st Quarter	2nd Quarter	3rd Quarter	4th Quarter	Total	1st Quarter	2nd Quarter	3rd Quarter	4th Quarter	Total		
1	2	3	4	5	6	7	8	9	10	11	12	13	14
HIGHER EDUCATION PROGRAM	3101000000000												
OO : Relevant and quality tertiary education ensured to													
Outcome Indicators													
1. Percentage of first-time licensure exam-takers that pass the licensure exams			30.00%	35.00%	35.00%	100%		60.46% (159/263)	60.68% (71/117)				
2. Percentage of graduates (2 years prior) that are employed		32.00%		50.00%		82%	39.06% (275/704)	-	61.54% (781/1,269)				
Output Indicators													
1. Percentage of undergraduate student population enrolled in CHED-identified and RDC-identified priority programs		36.00%		50.00%		86%	83.91% (8,679/10,343)	-	83.12% (9,743/11,721)				
2. Percentage of undergraduate programs with accreditation		38.00%		37.00%		67%	-	-	82.50% (33/40)				The validity of the accreditations held in 2017 and 2018 is good until 2021 and 2022, respectively.
ADVANCED EDUCATION PROGRAM	3201000000000												
OO : Higher education research improved to promote													
Outcome Indicators													
1. Percentage of graduate school faculty engaged in research work applied in any of the following:													
a. pursuing advanced research degree programs (Ph.D)		7.50%		14.50%		22%	8.54% (14/164)	-	9.76% (18/184)				
b. actively pursuing in the last three (3) years (investigative research, basic and applied scientific research, policy research, social science research)		17.39%	21.74%	15.52%	18.63%	73%	56.70% (93/164)	56.70% (93/164)	51.20% (85/166)				
c. producing technologies for commercialization or livelihood improvement		17.00%	21.19%	8.47%	21.00%	68%	22.22% (43/164)	22.22% (43/164)	18.07% (30/166)				
d. whose research work resulted in an extension program		13.00%	25.42%	8.47%	21.00%	68%	43.90% (72/164)	43.90% (72/164)	39.87% (65/163)				
Output Indicators													
1. Percentage of graduate students enrolled in research degree programs		9.33%	19.20%	56.30%		85%	83.08% (334/402)	83.08% (334/402)	82.12% (395/481)				
2. Percentage of accredited graduate programs		15.79%	70.21%			86%	-	-	88.57% (31/35)				The validity of the accreditations held in 2017 and 2018 is good until 2021 and 2022, respectively.
RESEARCH PROGRAM	3202000000000												
OO : Higher education research improved to promote													
Outcome Indicator													
1. Number of research outputs in the last three years utilized by the industry or by other beneficiaries			3	5	50	58	-	5	15				
Output Indicators													
1. Number of research outputs completed		3	3	10	29	45	3	3	10				


Department:
Agency:
Organization Code

State Universities and Colleges (SUCs)
Visayas State University
08 083 0000000

Particulars	UACS CODE	Physical Target (Budget Year)					Physical Accomplishment (Budget Year)					Variance	Remarks
		1st Quarter	2nd Quarter	3rd Quarter	4th Quarter	Total	1st Quarter	2nd Quarter	3rd Quarter	4th Quarter	Total		
1	2	3	4	5	6	7	8	9	10	11	12	13	14
within the year													
2. Percentage of research outputs published in internationally-refereed or CHED recognized journal within the year			1%	3%	31%	35%	-	1%	5%				
TECHNICAL ADVISORY EXTENSION PROGRAM	3301000000000												
OO : Community engagement increased													
Outcome Indicator													
1. Number of active partnerships with LGUs, industries, NGOs, NGAs, SMEs, and other stakeholders as a result of extension activities		9	5	2	2	18	8	5	3				
Output Indicators													
1. Number of trainees weighted by the length of training		7,000	9,000	6,000	3,853	25853	5,250	10,250	5,850				
2. Number of extension programs organized and supported consistent with the SUC's mandated and priority programs		20	10	3	2	35	21	9	3				
3. Percentage of beneficiaries who rate the training course/s and advisory services as satisfactory or higher in terms of quality and relevance		25%	35%	20%	15%	95%	25%	33%	20%				

Prepared By: 
FERRAREN DILBERTO O
 Planning Officer
 Date: 10/16/19 5:43 PM

In coordination with: 
AMPAC LOUELLA CHAN
 Chief, Financial and Management Division
 Date: 10/15/19 11:36 AM

Approved By: 
JULIN EDGARDO ESCUADRA
 SUC President
 Date: 10/15/19 11:39 AM