

SUMMARY OF APPROPRIATIONS, ALLOTMENTS, OBLIGATIONS, DISBURSEMENTS AND BALANCES BY OBJECT OF EXPENDITURES
As at the Quarter Ending June 30, 2020

Department: State Universities and Colleges (SUCs)
 Agency/Entity: Visayas State University
 Operating Unit: < not applicable >
 Organization Code: 08 083 0000000
 Fund Cluster: 01 Regular Agency Fund
 (e.g. UACS Fund Cluster: 01-Regular Agency Fund, 02-Foreign Assisted Projects Fund, 03-Special Account-Locally Funded/Domestic Grants Fund, and 04-Special Account-Foreign Assisted/Foreign Grants Fund)

	Current Year Appropriations
	Supplemental
X	Continuing Appropriations

Particulars	UACS CODE	Appropriations					Allotments			Obligations					Disbursements					Balances			
		Authorized Appropriations	Adjustments (Transfer To/From, Modifications/ Augmentations)	Adjusted Appropriations	Allotments Received	Adjustments (Reductions, Modifications/ Augmentations)	Transfer To	Transfer From	Adjusted Allotments	1st Quarter Ending March 31	2nd Quarter Ending June 30	3rd Quarter Ending Sept. 30	4th Quarter Ending Dec. 31	TOTAL	1st Quarter Ending March 31	2nd Quarter Ending June 30	3rd Quarter Ending Sept. 30	4th Quarter Ending Dec. 31	TOTAL	Unreleased Appropriations	Unobligated Allotments	Unpaid Obligations (15-20)=(23+24)	
		3	4	5=(3+4)	6	7	8	9	10=[(6+7)-8+9]	11	12	13	14	15=(11+12+13+14)	16	17	18	19	20=(16+17+18+19)	21=(5-10)	22=(10-15)	23	24
SUMMARY		15,520,387.89	0.00	15,520,387.89	15,520,387.89	0.00	0.00	0.00	15,520,387.89	8,127,333.80	361,844.30	0.00	0.00	8,489,178.10	2,571,197.89	814,704.82	0.00	0.00	3,485,902.71	0.00	7,031,206.79	4,525,749.58	477,525.81
CONTINUING APPROPRIATIONS		15,520,387.89	0.00	15,520,387.89	15,520,387.89	0.00	0.00	0.00	15,520,387.89	8,127,333.80	361,844.30	0.00	0.00	8,489,178.10	2,571,197.89	814,704.82	0.00	0.00	3,485,902.71	0.00	7,031,206.79	4,525,749.58	477,525.81
Agency Specific Budget		15,520,384.94	0.00	15,520,384.94	15,520,384.94	0.00	0.00	0.00	15,520,384.94	8,127,333.80	361,844.30	0.00	0.00	8,489,178.10	2,571,197.89	814,704.82	0.00	0.00	3,485,902.71	0.00	7,031,206.84	4,525,749.58	477,525.81
Personal Services		2,120,520.77	0.00	2,120,520.77	2,120,520.77	0.00	0.00	0.00	2,120,520.77	0.00	0.00	0.00	0.00	0.00	0.00	0.00	0.00	0.00	3,485,902.71	0.00	2,120,520.77	0.00	0.00
Other Compensation	901020000	150.00	0.00	150.00	150.00	0.00	0.00	0.00	150.00	0.00	0.00	0.00	0.00	0.00	0.00	0.00	0.00	0.00	0.00	0.00	150.00	0.00	0.00
Laundry Allowance (LA)	9010206000	150.00	0.00	150.00	150.00	0.00	0.00	0.00	150.00	0.00	0.00	0.00	0.00	0.00	0.00	0.00	0.00	0.00	0.00	0.00	150.00	0.00	0.00
Laundry Allowance - Civilian	9010206001	150.00	0.00	150.00	150.00	0.00	0.00	0.00	150.00	0.00	0.00	0.00	0.00	0.00	0.00	0.00	0.00	0.00	0.00	0.00	150.00	0.00	0.00
Personnel Benefit Contributions	9010300000	1,903,666.77	0.00	1,903,666.77	1,903,666.77	0.00	0.00	0.00	1,903,666.77	0.00	0.00	0.00	0.00	0.00	0.00	0.00	0.00	0.00	0.00	0.00	1,903,666.77	0.00	0.00
Retirement and Life Insurance Premiums	9010301000	1,888,285.19	0.00	1,888,285.19	1,888,285.19	0.00	0.00	0.00	1,888,285.19	0.00	0.00	0.00	0.00	0.00	0.00	0.00	0.00	0.00	0.00	0.00	1,888,285.19	0.00	0.00
Employees Compensation Insurance Premiums	9010304000	15,381.58	0.00	15,381.58	15,381.58	0.00	0.00	0.00	15,381.58	0.00	0.00	0.00	0.00	0.00	0.00	0.00	0.00	0.00	0.00	0.00	15,381.58	0.00	0.00
ECF - Civilian	9010304001	15,381.58	0.00	15,381.58	15,381.58	0.00	0.00	0.00	15,381.58	0.00	0.00	0.00	0.00	0.00	0.00	0.00	0.00	0.00	0.00	0.00	15,381.58	0.00	0.00
Other Personnel Benefits	9010400000	216,704.00	0.00	216,704.00	216,704.00	0.00	0.00	0.00	216,704.00	0.00	0.00	0.00	0.00	0.00	0.00	0.00	0.00	0.00	0.00	0.00	216,704.00	0.00	0.00
Other Personnel Benefits	9010499000	216,704.00	0.00	216,704.00	216,704.00	0.00	0.00	0.00	216,704.00	0.00	0.00	0.00	0.00	0.00	0.00	0.00	0.00	0.00	0.00	0.00	216,704.00	0.00	0.00
Other Lumpsum	9010499012	216,704.00	0.00	216,704.00	216,704.00	0.00	0.00	0.00	216,704.00	0.00	0.00	0.00	0.00	0.00	0.00	0.00	0.00	0.00	0.00	0.00	216,704.00	0.00	0.00
Maintenance and Other Operating Expenses		6,806,563.72	0.00	6,806,563.72	6,806,563.72	0.00	0.00	0.00	6,806,563.72	4,250,553.31	343,994.30	0.00	0.00	4,594,547.61	2,412,678.56	391,298.18	0.00	0.00	2,803,976.74	0.00	2,211,016.11	1,790,420.87	150.00
Traveling Expenses	5020100000	319,462.41	0.00	319,462.41	319,462.41	0.00	0.00	0.00	319,462.41	105,814.30	17,704.00	0.00	0.00	123,518.30	105,364.30	1,750.00	0.00	0.00	107,114.30	0.00	195,944.11	16,254.00	150.00
Traveling Expenses - Local	5020101000	319,462.41	0.00	319,462.41	319,462.41	0.00	0.00	0.00	319,462.41	105,814.30	17,704.00	0.00	0.00	123,518.30	105,364.30	1,750.00	0.00	0.00	107,114.30	0.00	195,944.11	16,254.00	150.00
Training and Scholarship Expenses	5020200000	1,701,004.83	(1,102,267.20)	598,737.63	1,701,004.83	(1,102,267.20)	0.00	0.00	598,737.63	462,100.14	0.00	0.00	0.00	462,100.14	463,334.13	28,766.01	0.00	0.00	492,100.14	0.00	106,637.49	0.00	0.00
Training Expenses	5020201000	18,540.42	0.00	18,540.42	18,540.42	0.00	0.00	0.00	18,540.42	17,980.00	0.00	0.00	0.00	17,980.00	17,980.00	0.00	0.00	0.00	17,980.00	0.00	560.42	0.00	0.00
Training Expenses	5020201002	18,540.42	0.00	18,540.42	18,540.42	0.00	0.00	0.00	18,540.42	17,980.00	0.00	0.00	0.00	17,980.00	17,980.00	0.00	0.00	0.00	17,980.00	0.00	560.42	0.00	0.00
Scholarship Grants/Expenses	5020202000	1,682,464.41	(1,102,267.20)	580,197.21	1,682,464.41	(1,102,267.20)	0.00	0.00	580,197.21	474,120.14	0.00	0.00	0.00	474,120.14	445,354.13	28,766.01	0.00	0.00	474,120.14	0.00	106,077.07	0.00	0.00
Supplies and Materials Expenses	5020300000	1,692,262.01	0.00	1,692,262.01	1,692,262.01	0.00	0.00	0.00	1,692,262.01	486,831.96	319,165.30	0.00	0.00	805,997.26	325,080.92	169,439.49	0.00	0.00	494,520.41	0.00	866,264.75	311,476.85	0.00
Office Supplies Expenses	5020301000	207,735.26	0.00	207,735.26	207,735.26	0.00	0.00	0.00	207,735.26	207,735.26	0.00	0.00	0.00	207,735.26	169,169.92	36,086.89	0.00	0.00	205,256.81	0.00	0.00	2,478.45	0.00
Office Supplies Expenses	5020301002	207,735.26	0.00	207,735.26	207,735.26	0.00	0.00	0.00	207,735.26	207,735.26	0.00	0.00	0.00	207,735.26	169,169.92	36,086.89	0.00	0.00	205,256.81	0.00	0.00	2,478.45	0.00
Accountable Forms Expenses	5020302000	72,000.00	0.00	72,000.00	72,000.00	0.00	0.00	0.00	72,000.00	8,000.00	0.00	0.00	0.00	8,000.00	8,000.00	0.00	0.00	0.00	8,000.00	0.00	84,000.00	0.00	0.00
Animal/Zoological Supplies Expenses	5020304000	102,000.00	0.00	102,000.00	102,000.00	0.00	0.00	0.00	102,000.00	0.00	0.00	0.00	0.00	0.00	0.00	0.00	0.00	0.00	0.00	0.00	102,000.00	0.00	0.00
Medical, Dental and Laboratory Supplies Expenses	5020308000	219,675.00	0.00	219,675.00	219,675.00	0.00	0.00	0.00	219,675.00	84,670.00	89,381.60	0.00	0.00	174,051.60	55,500.00	118,551.80	0.00	0.00	174,051.60	0.00	45,623.40	0.00	0.00

Department: State Universities and Colleges (SUCs)
 Agency/Entity: Visayas State University
 Reporting Unit: < not applicable >
 Organization Code: 08 083 000000
 Fund Cluster: 01 Regular Agency Fund

	Current Year Appropriations
	Supplemental
X	Continuing Appropriations

(e.g. UACS Fund Cluster: 01-Regular Agency Fund, 02-Foreign Assisted Projects Fund, 03-Special Account-Locally Funded/Domestic Grants Fund, and 04-Special Account-Foreign Assisted/Foreign Grants Fund)

Particulars	UACS CODE	Appropriations			Allotments			Obligations					Disbursements					Balances					
		Authorized Appropriations	Adjustments (Transfer To/From, Modifications/ Augmentations)	Adjusted Appropriations	Allotments Received	Adjustments (Reductions, Modifications/ Augmentations)	Transfer To	Transfer From	Adjusted Allotments	1st Quarter Ending March 31	2nd Quarter Ending June 30	3rd Quarter Ending Sept. 30	4th Quarter Ending Dec. 31	TOTAL	1st Quarter Ending March 31	2nd Quarter Ending June 30	3rd Quarter Ending Sept. 30	4th Quarter Ending Dec. 31	TOTAL	Unreleased Appropriations	Unobligated Allotments	Unpaid Obligations (15-20)-(23+24)	
		3	4	5=(3+4)	6	7	8	9	10=(6+(7-8+9))	11	12	13	14	15=(11+12+13+14)	16	17	18	19	20=(16+17+18+19)	21=(5-10)	22=(10-15)	23	24
Fuel, Oil and Lubricants Expenses	5020309000	197,564.68	0.00	197,564.68	197,564.68	0.00	0.00	0.00	197,564.68	1,431.00	0.00	0.00	0.00	1,431.00	1,431.00	0.00	0.00	0.00	1,431.00	0.00	196,133.68	0.00	0.00
Agricultural and Marine Supplies Expenses	5020310000	524,760.43	0.00	524,760.43	524,760.43	0.00	0.00	0.00	524,760.43	120,715.70	229,783.70	0.00	0.00	350,499.40	26,700.00	14,801.00	0.00	0.00	41,501.00	0.00	174,261.03	308,908.40	0.00
Textbooks and Instructional Materials Expenses	5020311000	353,933.00	0.00	353,933.00	353,933.00	0.00	0.00	0.00	353,933.00	64,280.00	0.00	0.00	0.00	64,280.00	64,280.00	0.00	0.00	0.00	64,280.00	0.00	289,653.00	0.00	0.00
Textbooks and Instructional Materials Expenses	5020311001	353,933.00	0.00	353,933.00	353,933.00	0.00	0.00	0.00	353,933.00	64,280.00	0.00	0.00	0.00	64,280.00	64,280.00	0.00	0.00	0.00	64,280.00	0.00	289,653.00	0.00	0.00
Semi-Expendable Machinery and Equipment	5020321000	14,593.64	0.00	14,593.64	14,593.64	0.00	0.00	0.00	14,593.64	0.00	0.00	0.00	0.00	0.00	0.00	0.00	0.00	0.00	0.00	0.00	14,593.64	0.00	0.00
Semi-Expendable Machinery and Equipment	5020321000	14,593.64	0.00	14,593.64	14,593.64	0.00	0.00	0.00	14,593.64	0.00	0.00	0.00	0.00	0.00	0.00	0.00	0.00	0.00	0.00	0.00	14,593.64	0.00	0.00
Utility Expenses	5020400000	3,290.57	0.00	3,290.57	3,290.57	0.00	0.00	0.00	3,290.57	0.00	0.00	0.00	0.00	0.00	0.00	0.00	0.00	0.00	0.00	0.00	3,290.57	0.00	0.00
Water Expenses	5020401000	3,290.57	0.00	3,290.57	3,290.57	0.00	0.00	0.00	3,290.57	0.00	0.00	0.00	0.00	0.00	0.00	0.00	0.00	0.00	0.00	0.00	3,290.57	0.00	0.00
Communication Expenses	5020500000	18,147.55	0.00	18,147.55	18,147.55	0.00	0.00	0.00	18,147.55	981.00	0.00	0.00	0.00	981.00	981.00	0.00	0.00	0.00	981.00	0.00	17,166.55	0.00	0.00
Postage and Courier Services	5020501000	18,147.55	0.00	18,147.55	18,147.55	0.00	0.00	0.00	18,147.55	981.00	0.00	0.00	0.00	981.00	981.00	0.00	0.00	0.00	981.00	0.00	17,166.55	0.00	0.00
Professional Services	5021100000	7,909.00	0.00	7,909.00	7,909.00	0.00	0.00	0.00	7,909.00	5,561.50	0.00	0.00	0.00	5,561.50	5,561.50	0.00	0.00	0.00	5,561.50	0.00	2,347.50	0.00	0.00
Legal Services	5021101000	1,000.00	0.00	1,000.00	1,000.00	0.00	0.00	0.00	1,000.00	0.00	0.00	0.00	0.00	0.00	0.00	0.00	0.00	0.00	0.00	0.00	1,000.00	0.00	0.00
Auditing Services	5021102000	6,909.00	0.00	6,909.00	6,909.00	0.00	0.00	0.00	6,909.00	5,561.50	0.00	0.00	0.00	5,561.50	5,561.50	0.00	0.00	0.00	5,561.50	0.00	1,347.50	0.00	0.00
General Services	5021200000	0.00	1,102,267.20	1,102,267.20	0.00	1,102,267.20	0.00	0.00	1,102,267.20	1,102,267.20	0.00	0.00	0.00	1,102,267.20	1,102,267.20	0.00	0.00	0.00	1,102,267.20	0.00	0.00	0.00	0.00
Other General Services	5021299000	0.00	1,102,267.20	1,102,267.20	0.00	1,102,267.20	0.00	0.00	1,102,267.20	1,102,267.20	0.00	0.00	0.00	1,102,267.20	1,102,267.20	0.00	0.00	0.00	1,102,267.20	0.00	0.00	0.00	0.00
Other General Services	5021299999	0.00	1,102,267.20	1,102,267.20	0.00	1,102,267.20	0.00	0.00	1,102,267.20	1,102,267.20	0.00	0.00	0.00	1,102,267.20	1,102,267.20	0.00	0.00	0.00	1,102,267.20	0.00	0.00	0.00	0.00
Repairs and Maintenance	5021300000	2,079,770.29	0.00	2,079,770.29	2,079,770.29	0.00	0.00	0.00	2,079,770.29	1,160,281.12	7,125.00	0.00	0.00	1,167,406.12	211,602.86	42,094.08	0.00	0.00	253,696.94	0.00	912,364.17	913,709.18	0.00
Repairs and Maintenance - Land Improvements	5021302000	189,609.16	0.00	189,609.16	189,609.16	0.00	0.00	0.00	189,609.16	189,609.16	0.00	0.00	0.00	189,609.16	0.00	0.00	0.00	0.00	0.00	0.00	0.00	189,609.16	0.00
Other Land Improvements	5021302999	189,609.16	0.00	189,609.16	189,609.16	0.00	0.00	0.00	189,609.16	189,609.16	0.00	0.00	0.00	189,609.16	0.00	0.00	0.00	0.00	0.00	0.00	0.00	189,609.16	0.00
Repairs and Maintenance - Buildings and Other	5021304000	86,782.41	0.00	86,782.41	86,782.41	0.00	0.00	0.00	86,782.41	86,782.41	0.00	0.00	0.00	86,782.41	86,782.41	0.00	0.00	0.00	86,782.41	0.00	0.00	0.00	0.00
School Buildings	5021304002	86,782.41	0.00	86,782.41	86,782.41	0.00	0.00	0.00	86,782.41	86,782.41	0.00	0.00	0.00	86,782.41	86,782.41	0.00	0.00	0.00	86,782.41	0.00	0.00	0.00	0.00
Repairs and Maintenance - Machinery and	5021305000	1,041,352.76	0.00	1,041,352.76	1,041,352.76	0.00	0.00	0.00	1,041,352.76	260,019.00	7,125.00	0.00	0.00	267,144.00	54,232.63	42,094.08	0.00	0.00	96,326.71	0.00	774,206.76	170,817.29	0.00
Machinery	5021305001	187,180.00	0.00	187,180.00	187,180.00	0.00	0.00	0.00	187,180.00	187,180.00	0.00	0.00	0.00	187,180.00	0.00	23,487.71	0.00	0.00	23,487.71	0.00	163,692.29	0.00	
Office Equipment	5021305002	279,332.76	0.00	279,332.76	279,332.76	0.00	0.00	0.00	279,332.76	0.00	7,125.00	0.00	0.00	7,125.00	0.00	0.00	0.00	0.00	7,125.00	0.00	272,207.76	7,125.00	0.00
Information and Communication Technology	5021305003	209,288.00	0.00	209,288.00	209,288.00	0.00	0.00	0.00	209,288.00	8,511.00	0.00	0.00	0.00	8,511.00	6,261.72	2,249.28	0.00	0.00	8,511.00	0.00	200,777.00	0.00	0.00
Communication Equipment	5021305007	105,024.00	0.00	105,024.00	105,024.00	0.00	0.00	0.00	105,024.00	0.00	0.00	0.00	0.00	0.00	0.00	0.00	0.00	0.00	0.00	0.00	105,024.00	0.00	0.00
Technical and Scientific Equipment	5021305014	196,200.00	0.00	196,200.00	196,200.00	0.00	0.00	0.00	196,200.00	0.00	0.00	0.00	0.00	0.00	0.00	0.00	0.00	0.00	0.00	0.00	196,200.00	0.00	0.00
Other Machinery and Equipment	5021305099	84,328.00	0.00	84,328.00	84,328.00	0.00	0.00	0.00	84,328.00	84,328.00	0.00	0.00	0.00	84,328.00	47,970.91	16,357.09	0.00	0.00	84,328.00	0.00	0.00	0.00	0.00
Repairs and Maintenance - Transportation	5021306000	614,113.96	0.00	614,113.96	614,113.96	0.00	0.00	0.00	614,113.96	614,113.96	0.00	0.00	0.00	614,113.96	80,831.23	0.00	0.00	0.00	80,831.23	0.00	533,282.73	0.00	0.00
Motor Vehicles	5021306001	614,113.96	0.00	614,113.96	614,113.96	0.00	0.00	0.00	614,113.96	614,113.96	0.00	0.00	0.00	614,113.96	80,831.23	0.00	0.00	0.00	80,831.23	0.00	533,282.73	0.00	0.00
Repairs and Maintenance - Furniture and Fixtures	5021307000	136,912.00	0.00	136,912.00	136,912.00	0.00	0.00	0.00	136,912.00	0.00	0.00	0.00	0.00	0.00	0.00	0.00	0.00	0.00	0.00	0.00	136,912.00	0.00	0.00


Report generated using the Unified Reporting System on null version FAR1a.1.1; Status: SUBMITTED


Department: State Universities and Colleges (SUCs)
 Agency/Entity: Visayas State University
 Operating Unit: < not applicable >
 Organization Code: 08 083 000000
 Fund Cluster: 01 Regular Agency Fund


	Current Year Appropriations
	Supplemental
X	Continuing Appropriations

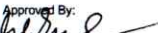
(e.g. UACS Fund Cluster: 01-Regular Agency Fund, 02-Foreign Assisted Projects Fund, 03-Special Account-Locally Funded/Domestic Grants Fund, and 04-Special Account-Foreign Assisted/Foreign Grants Fund)

Particulars	UACS CODE	Appropriations			Allotments					Obligations					Disbursements					Balances			
		Authorized Appropriations	Adjustments (Transfer To/From, Modifications/ Augmentations)	Adjusted Appropriations	Allotments Received	Adjustments (Reductions, Modifications/ Augmentations)	Transfer To	Transfer From	Adjusted Allotments	1st Quarter Ending March 31	2nd Quarter Ending June 30	3rd Quarter Ending Sept. 30	4th Quarter Ending Dec. 31	TOTAL	1st Quarter Ending March 31	2nd Quarter Ending June 30	3rd Quarter Ending Sept. 30	4th Quarter Ending Dec. 31	TOTAL	Unreleased Appropriations	Unobligated Allotments	Unpaid Obligations (15-20)=(23+24)	
		3	4	5=(3+4)	6	7	8	9	10=[6+(7)-8+9]	11	12	13	14	15=(11+12+13+14)	16	17	18	19	20=(16+17+18+19)	21=(5-10)	22=(10-15)	23	24
Repairs and Maintenance - Other Property, Plant	502139000	11,000.00	0.00	11,000.00	11,000.00	0.00	0.00	11,000.00	9,756.59	0.00	0.00	0.00	9,756.59	9,756.59	0.00	0.00	0.00	0.00	9,756.59	0.00	1,243.41	0.00	0.00
Other Property, Plant and Equipment	502139099	11,000.00	0.00	11,000.00	11,000.00	0.00	0.00	11,000.00	9,756.59	0.00	0.00	0.00	9,756.59	9,756.59	0.00	0.00	0.00	0.00	9,756.59	0.00	1,243.41	0.00	0.00
Labor and Wages	502160000	754,902.88	0.00	754,902.88	754,902.88	0.00	0.00	754,902.88	741,648.44	0.00	0.00	0.00	741,648.44	180,639.00	149,248.00	0.00	0.00	329,887.00	0.00	13,254.44	411,760.84	0.00	0.00
Labor and Wages	502160100	754,902.88	0.00	754,902.88	754,902.88	0.00	0.00	754,902.88	741,648.44	0.00	0.00	0.00	741,648.44	180,639.00	149,248.00	0.00	0.00	329,887.00	0.00	13,254.44	411,760.84	0.00	0.00
Other Maintenance and Operating Expenses	502990000	228,814.18	0.00	228,814.18	228,814.18	0.00	0.00	228,814.18	155,067.65	0.00	0.00	0.00	155,067.65	17,847.65	0.00	0.00	0.00	17,847.65	0.00	73,746.53	137,220.00	0.00	0.00
Printing and Publication Expenses	502990200	159,029.18	0.00	159,029.18	159,029.18	0.00	0.00	159,029.18	137,220.00	0.00	0.00	0.00	137,220.00	0.00	0.00	0.00	0.00	0.00	0.00	21,809.18	137,220.00	0.00	0.00
Subscription Expenses	502990700	69,785.00	0.00	69,785.00	69,785.00	0.00	0.00	69,785.00	17,847.65	0.00	0.00	0.00	17,847.65	17,847.65	0.00	0.00	0.00	17,847.65	0.00	51,937.35	0.00	0.00	0.00
Other Subscription Expenses	502990799	69,785.00	0.00	69,785.00	69,785.00	0.00	0.00	69,785.00	17,847.65	0.00	0.00	0.00	17,847.65	17,847.65	0.00	0.00	0.00	17,847.65	0.00	51,937.35	0.00	0.00	0.00
Capital Outlays		6,594,300.45	0.00	6,594,300.45	6,594,300.45	0.00	0.00	6,594,300.45	3,876,780.49	17,850.00	0.00	0.00	3,894,630.49	259,519.33	423,406.64	0.00	0.00	681,925.97	0.00	2,699,669.96	2,735,328.71	477,375.81	0.00
Property, Plant and Equipment Outlay	506040000	3,285,417.96	0.00	3,285,417.96	3,285,417.96	0.00	0.00	3,285,417.96	567,898.00	17,850.00	0.00	0.00	585,748.00	20,908.80	121,489.20	0.00	0.00	142,396.00	0.00	2,699,669.96	0.00	443,350.00	0.00
Machinery and Equipment Outlay	506040500	1,411,116.96	0.00	1,411,116.96	1,411,116.96	0.00	0.00	1,411,116.96	567,898.00	17,850.00	0.00	0.00	585,748.00	20,908.80	121,489.20	0.00	0.00	142,396.00	0.00	2,699,669.96	0.00	443,350.00	0.00
Office Equipment	506040502	153,063.00	0.00	153,063.00	153,063.00	0.00	0.00	153,063.00	21,120.00	0.00	0.00	0.00	21,120.00	20,908.80	211.20	0.00	0.00	21,120.00	0.00	131,963.00	0.00	0.00	0.00
Information and Communication Technology	506040503	1,258,033.96	0.00	1,258,033.96	1,258,033.96	0.00	0.00	1,258,033.96	546,778.00	17,850.00	0.00	0.00	564,628.00	0.00	121,278.00	0.00	0.00	121,278.00	0.00	693,405.96	0.00	443,350.00	0.00
Transportation Equipment Outlay	506040600	1,874,301.00	0.00	1,874,301.00	1,874,301.00	0.00	0.00	1,874,301.00	0.00	0.00	0.00	0.00	0.00	0.00	0.00	0.00	0.00	0.00	0.00	1,874,301.00	0.00	0.00	0.00
Motor Vehicles	506040601	1,874,301.00	0.00	1,874,301.00	1,874,301.00	0.00	0.00	1,874,301.00	0.00	0.00	0.00	0.00	0.00	0.00	0.00	0.00	0.00	0.00	0.00	1,874,301.00	0.00	0.00	0.00
Intangible Assets Outlay	506060000	3,308,882.49	0.00	3,308,882.49	3,308,882.49	0.00	0.00	3,308,882.49	3,308,882.49	0.00	0.00	0.00	3,308,882.49	237,610.53	301,917.44	0.00	0.00	539,527.97	0.00	0.00	2,735,328.71	34,025.81	0.00
Computer Software	506060200	3,308,882.49	0.00	3,308,882.49	3,308,882.49	0.00	0.00	3,308,882.49	3,308,882.49	0.00	0.00	0.00	3,308,882.49	237,610.53	301,917.44	0.00	0.00	539,527.97	0.00	0.00	2,735,328.71	34,025.81	0.00
Special Purpose Fund		2.95	0.00	2.95	2.95	0.00	0.00	2.95	0.00	0.00	0.00	0.00	0.00	0.00	0.00	0.00	0.00	0.00	0.00	0.00	2.95	0.00	0.00
Personnel Services		2.95	0.00	2.95	2.95	0.00	0.00	2.95	0.00	0.00	0.00	0.00	0.00	0.00	0.00	0.00	0.00	0.00	0.00	0.00	2.95	0.00	0.00
Other Personnel Benefits	501040000	2.95	0.00	2.95	2.95	0.00	0.00	2.95	0.00	0.00	0.00	0.00	0.00	0.00	0.00	0.00	0.00	0.00	0.00	0.00	2.95	0.00	0.00
Terminal Leave Benefits	501040300	2.95	0.00	2.95	2.95	0.00	0.00	2.95	0.00	0.00	0.00	0.00	0.00	0.00	0.00	0.00	0.00	0.00	0.00	0.00	2.95	0.00	0.00
Terminal Leave Benefits - Civilian	501040301	2.95	0.00	2.95	2.95	0.00	0.00	2.95	0.00	0.00	0.00	0.00	0.00	0.00	0.00	0.00	0.00	0.00	0.00	0.00	2.95	0.00	0.00
AND TOTAL		15,520,387.89	0.00	15,520,387.89	15,520,387.89	0.00	0.00	15,520,387.89	8,127,333.80	361,644.30	0.00	0.00	8,489,178.10	2,671,197.89	814,704.62	0.00	0.00	3,486,902.71	0.00	7,031,209.79	4,525,749.58	477,525.81	0.00

Certified Correct:

 MYRNA S. PANCITO
 Budget Officer
 Date:

Certified Correct:

 ERLINDA S. ESGUERRA
 Chief Accountant
 Date:

Recommending Approval:

 LOUELLA C. AMPAC
 Financial Management Director
 Date:

Approved By:

 EDGARDO E. TULIN
 President
 Date: