

STATEMENT OF APPROPRIATIONS, ALLOTMENTS, OBLIGATIONS, DISBURSEMENTS AND BALANCES
As at the Quarter Ending June 30, 2020

Department: State Universities and Colleges (SUCs)
Agency: Visayas State University
Operating Unit: < not applicable >
Organization Code: 08 083 0000000
Fund Cluster: 01 Regular Agency Fund
(e.g. UACS Fund Cluster: 01-Regular Agency Fund, 02-Foreign Assisted Projects Fund, 03-Special Account-Locally Funded/Domestic Grants Fund, and 04-Special Account-Foreign Assisted/Foreign Grants Fund)

	Current Year
	Supplemental
X	Continuing Appropriations

Particulars	UACS CODE	Appropriations					Allotments				Current Year Obligations					Current Year Disbursements					Balances			
		Authorized Appropriations	Adjustments (Transfer To/From, Realignment)	Adjusted Appropriations	Allotments Received	Adjustments (Withdrawal, Realignment)	Transfer To	Transfer From	Adjusted Total Allotments	1st Quarter Ending March 31	2nd Quarter Ending June 30	3rd Quarter Ending Sept. 30	4th Quarter Ending Dec. 31	TOTAL	1st Quarter Ending March 31	2nd Quarter Ending June 30	3rd Quarter Ending Sept. 30	4th Quarter Ending Dec. 31	TOTAL	Unreleased Appro	Unobligated Allotments	Unpaid Obligations (15-20)+(23+24)		
		3	4	5=(3+4)	6	7	8	9	10=(8+9-7+6+9)	11	12	13	14	15=(11+12+13+14)	16	17	18	19	20=(16+17+18+19)	21=(5-10)	22=(10-15)	23	24	
I. Continuing Appropriations		15,520,387.89	0.00	15,520,387.89	15,520,387.89	0.00	0.00	0.00	15,520,387.89	8,127,333.80	361,844.30	0.00	0.00	8,489,178.10	2,671,197.89	814,704.82	0.00	0.00	3,485,902.71	0.00	7,031,209.79	4,525,749.58	477,525.81	
I. Agency Specific Budget		15,520,384.94	0.00	15,520,384.94	15,520,384.94	0.00	0.00	0.00	15,520,384.94	8,127,333.80	361,844.30	0.00	0.00	8,489,178.10	2,671,197.89	814,704.82	0.00	0.00	3,485,902.71	0.00	7,031,206.84	4,525,749.58	477,525.81	
General Administration and Support	1000000000000000	1,119,196.98	0.00	1,119,196.98	1,119,196.98	0.00	0.00	0.00	1,119,196.98	912,461.43	0.00	0.00	0.00	912,461.43	70,462.52	57,523.88	0.00	0.00	127,986.40	0.00	206,735.55	784,475.03	0.00	
General Management and Supervision	1000001000010000	1,119,196.98	0.00	1,119,196.98	1,119,196.98	0.00	0.00	0.00	1,119,196.98	912,461.43	0.00	0.00	0.00	912,461.43	70,462.52	57,523.88	0.00	0.00	127,986.40	0.00	206,735.55	784,475.03	0.00	
MOOE		1,119,196.98	0.00	1,119,196.98	1,119,196.98	0.00	0.00	0.00	1,119,196.98	912,461.43	0.00	0.00	0.00	912,461.43	70,462.52	57,523.88	0.00	0.00	127,986.40	0.00	206,735.55	784,475.03	0.00	
Sub-Total, General Administration and Support		1,119,196.98	0.00	1,119,196.98	1,119,196.98	0.00	0.00	0.00	1,119,196.98	912,461.43	0.00	0.00	0.00	912,461.43	70,462.52	57,523.88	0.00	0.00	127,986.40	0.00	206,735.55	784,475.03	0.00	
PS		0.00	0.00	0.00	0.00	0.00	0.00	0.00	0.00	0.00	0.00	0.00	0.00	0.00	0.00	0.00	0.00	0.00	0.00	0.00	0.00	0.00	0.00	
MOOE		1,119,196.98	0.00	1,119,196.98	1,119,196.98	0.00	0.00	0.00	1,119,196.98	912,461.43	0.00	0.00	0.00	912,461.43	70,462.52	57,523.88	0.00	0.00	127,986.40	0.00	206,735.55	784,475.03	0.00	
FinEx (if Applicable)		0.00	0.00	0.00	0.00	0.00	0.00	0.00	0.00	0.00	0.00	0.00	0.00	0.00	0.00	0.00	0.00	0.00	0.00	0.00	0.00	0.00	0.00	
CO		0.00	0.00	0.00	0.00	0.00	0.00	0.00	0.00	0.00	0.00	0.00	0.00	0.00	0.00	0.00	0.00	0.00	0.00	0.00	0.00	0.00	0.00	
Support to Operations	2000000000000000	6,681,929.76	0.00	6,681,929.76	6,681,929.76	0.00	0.00	0.00	6,681,929.76	3,968,537.11	18,150.00	0.00	0.00	3,986,687.11	307,800.87	427,796.64	0.00	0.00	735,597.51	0.00	2,695,242.65	2,773,803.79	477,375.81	
Auxiliary Services	2000001000010000	2,045,171.31	0.00	2,045,171.31	2,045,171.31	0.00	0.00	0.00	2,045,171.31	91,756.62	300.00	0.00	0.00	92,056.62	49,281.54	4,300.00	0.00	0.00	53,581.54	0.00	1,953,114.69	36,475.08	0.00	
PS		150.00	0.00	150.00	150.00	0.00	0.00	0.00	150.00	0.00	0.00	0.00	0.00	0.00	0.00	0.00	0.00	0.00	0.00	0.00	150.00	0.00	0.00	
MOOE		170,720.31	0.00	170,720.31	170,720.31	0.00	0.00	0.00	170,720.31	91,756.62	300.00	0.00	0.00	92,056.62	49,281.54	4,300.00	0.00	0.00	53,581.54	0.00	1,950.00	36,475.08	0.00	
CO		1,874,301.00	0.00	1,874,301.00	1,874,301.00	0.00	0.00	0.00	1,874,301.00	0.00	0.00	0.00	0.00	0.00	0.00	0.00	0.00	0.00	0.00	0.00	1,874,301.00	0.00	0.00	
Locally-Funded Projects		4,636,758.45	0.00	4,636,758.45	4,636,758.45	0.00	0.00	0.00	4,636,758.45	3,876,780.49	17,850.00	0.00	0.00	3,894,630.49	258,519.33	423,496.64	0.00	0.00	681,925.97	0.00	742,127.96	2,735,328.71	477,375.81	
VISU Human Resources Management Information System Development (Phase I)	200000200012000	4,636,758.45	0.00	4,636,758.45	4,636,758.45	0.00	0.00	0.00	4,636,758.45	3,876,780.49	17,850.00	0.00	0.00	3,894,630.49	258,519.33	423,496.64	0.00	0.00	681,925.97	0.00	742,127.96	2,735,328.71	477,375.81	
CO		4,636,758.45	0.00	4,636,758.45	4,636,758.45	0.00	0.00	0.00	4,636,758.45	3,876,780.49	17,850.00	0.00	0.00	3,894,630.49	258,519.33	423,496.64	0.00	0.00	681,925.97	0.00	742,127.96	2,735,328.71	477,375.81	
Sub-Total, Support to Operations		6,681,929.76	0.00	6,681,929.76	6,681,929.76	0.00	0.00	0.00	6,681,929.76	3,968,537.11	18,150.00	0.00	0.00	3,986,687.11	307,800.87	427,796.64	0.00	0.00	735,597.51	0.00	2,695,242.65	2,773,803.79	477,375.81	
PS		150.00	0.00	150.00	150.00	0.00	0.00	0.00	150.00	0.00	0.00	0.00	0.00	0.00	0.00	0.00	0.00	0.00	0.00	0.00	150.00	0.00	0.00	
MOOE		170,720.31	0.00	170,720.31	170,720.31	0.00	0.00	0.00	170,720.31	91,756.62	300.00	0.00	0.00	92,056.62	49,281.54	4,300.00	0.00	0.00	53,581.54	0.00	1,950.00	36,475.08	0.00	
FinEx (if Applicable)		0.00	0.00	0.00	0.00	0.00	0.00	0.00	0.00	0.00	0.00	0.00	0.00	0.00	0.00	0.00	0.00	0.00	0.00	0.00	0.00	0.00	0.00	
CO		6,511,059.45	0.00	6,511,059.45	6,511,059.45	0.00	0.00	0.00	6,511,059.45	3,876,780.49	17,850.00	0.00	0.00	3,894,630.49	258,519.33	423,496.64	0.00	0.00	681,925.97	0.00	742,127.96	2,735,328.71	477,375.81	
Operations	3000000000000000	7,719,259.20	0.00	7,719,259.20	7,719,259.20	0.00	0.00	0.00	7,719,259.20	3,246,335.26	343,694.30	0.00	0.00	3,590,029.56	2,292,934.90	329,474.30	0.00	0.00	2,622,409.80	0.00	4,129,228.64	967,470.76	150.00	
OO: Relevant and quality tertiary education ensured to achieve inclusive growth and access of poor but deserving students to quality tertiary education increased		3,729,631.26	0.00	3,729,631.26	3,729,631.26	0.00	0.00	0.00	3,729,631.26	2,030,322.39	152,515.55	0.00	0.00	2,182,837.94	2,030,322.39	144,217.61	0.00	0.00	2,174,540.00	0.00	1,546,793.32	8,147.94	150.00	
HIGHER EDUCATION PROGRAM		3,729,631.26	0.00	3,729,631.26	3,729,631.26	0.00	0.00	0.00	3,729,631.26	2,030,322.39	152,515.55	0.00	0.00	2,182,837.94	2,030,322.39	144,217.61	0.00	0.00	2,174,540.00	0.00	1,546,793.32	8,147.94	150.00	

This report was generated using the Unified Reporting System on 29/07/2020 13:07 version: FAR.1.1.1; Status: SUBMITTED

Department: State Universities and Colleges (SUCs)
 Agency: Visayas State University
 Operating Unit: < not applicable >
 Organization Code: 08 083 0000000
 Fund Cluster: 01 Regular Agency Fund

	Current Year
	Supplemental
X	Continuing Appropriations

(e.g. UACS Fund Cluster: 01-Regular Agency Fund, 02-Foreign Assisted Projects Fund, 03-Special Account-Locally Funded/Domestic Grants Fund, and 04-Special Account-Foreign Assisted/Foreign Grants Fund)

Particulars	UACS CODE	Appropriations			Allotments					Current Year Obligations				Current Year Disbursements					Balances				
		Authorized Appropriations	Adjustments (Transfer To/From, Realignment)	Adjusted Appropriations	Allotments Received	Adjustments (Withdrawal, Realignment)	Transfer To	Transfer From	Adjusted Total Allotments	1st Quarter Ending March 31	2nd Quarter Ending June 30	3rd Quarter Ending Sept. 30	4th Quarter Ending Dec. 31	TOTAL	1st Quarter Ending March 31	2nd Quarter Ending June 30	3rd Quarter Ending Sept. 30	4th Quarter Ending Dec. 31	TOTAL	Unreleased Appro	Unobligated Allotments	Unpaid Obligations (15-20)=(23+24)	
		3	4	5=(3+4)	6	7	8	9	10=(8+9)	11	12	13	14	15=(11+12+13+14)	16	17	18	19	20=(16+17+18+19)	21=(5-10)	22=(10-15)	23	24
Provision of Higher Education Services	310100100002000	3,729,631.26	0.00	3,729,631.26	3,729,631.26	0.00	0.00	0.00	3,729,631.26	2,030,322.39	152,515.55	0.00	0.00	2,182,837.94	2,030,322.39	144,217.61	0.00	0.00	2,174,540.00	0.00	1,546,793.32	8,147.94	150.00
PS		625,276.09	0.00	625,276.09	625,276.09	0.00	0.00	0.00	625,276.09	0.00	0.00	0.00	0.00	0.00	0.00	0.00	0.00	0.00	0.00	0.00	625,276.09	0.00	0.00
MOOE		3,104,355.17	0.00	3,104,355.17	3,104,355.17	0.00	0.00	0.00	3,104,355.17	2,030,322.39	152,515.55	0.00	0.00	2,182,837.94	2,030,322.39	144,217.61	0.00	0.00	2,174,540.00	0.00	921,517.23	8,147.94	150.00
CO		0.00	0.00	0.00	0.00	0.00	0.00	0.00	0.00	0.00	0.00	0.00	0.00	0.00	0.00	0.00	0.00	0.00	0.00	0.00	0.00	0.00	0.00
OO: Higher education research improved to promote economic productivity and innovation		3,707,862.94	0.00	3,707,862.94	3,707,862.94	0.00	0.00	0.00	3,707,862.94	1,203,581.87	191,176.75	0.00	0.00	1,394,758.62	261,181.11	174,256.69	0.00	0.00	435,437.80	0.00	2,313,192.32	959,322.82	0.00
ADVANCED EDUCATION PROGRAM		318,234.50	0.00	318,234.50	318,234.50	0.00	0.00	0.00	318,234.50	184,476.81	0.00	0.00	0.00	184,476.81	18,076.55	120,842.61	0.00	0.00	136,919.16	0.00	133,757.69	45,557.65	0.00
Provision of Advanced Education Services	320100100001000	318,234.50	0.00	318,234.50	318,234.50	0.00	0.00	0.00	318,234.50	184,476.81	0.00	0.00	0.00	184,476.81	18,076.55	120,842.61	0.00	0.00	136,919.16	0.00	133,757.69	45,557.65	0.00
MOOE		318,234.50	0.00	318,234.50	318,234.50	0.00	0.00	0.00	318,234.50	184,476.81	0.00	0.00	0.00	184,476.81	18,076.55	120,842.61	0.00	0.00	136,919.16	0.00	133,757.69	45,557.65	0.00
RESEARCH PROGRAM		3,389,718.44	0.00	3,389,718.44	3,389,718.44	0.00	0.00	0.00	3,389,718.44	1,019,105.06	191,176.75	0.00	0.00	1,210,283.81	243,104.56	53,414.08	0.00	0.00	296,518.64	0.00	2,179,434.63	913,765.17	0.00
Conduct of Research Services, including P1,000,000 for Research Research/Incentives	320200100001000	3,389,718.44	0.00	3,389,718.44	3,389,718.44	0.00	0.00	0.00	3,389,718.44	1,019,105.06	191,176.75	0.00	0.00	1,210,283.81	243,104.56	53,414.08	0.00	0.00	296,518.64	0.00	2,179,434.63	913,765.17	0.00
PS		1,286,725.23	0.00	1,286,725.23	1,286,725.23	0.00	0.00	0.00	1,286,725.23	0.00	0.00	0.00	0.00	0.00	0.00	0.00	0.00	0.00	0.00	0.00	1,286,725.23	0.00	0.00
MOOE		2,017,752.21	0.00	2,017,752.21	2,017,752.21	0.00	0.00	0.00	2,017,752.21	1,019,105.06	191,176.75	0.00	0.00	1,210,283.81	243,104.56	53,414.08	0.00	0.00	296,518.64	0.00	807,468.40	913,765.17	0.00
CO		83,241.00	0.00	83,241.00	83,241.00	0.00	0.00	0.00	83,241.00	0.00	0.00	0.00	0.00	0.00	0.00	0.00	0.00	0.00	0.00	0.00	807,468.40	913,765.17	0.00
OO: Community engagement increased		281,674.00	0.00	281,674.00	281,674.00	0.00	0.00	0.00	281,674.00	12,431.00	0.00	0.00	0.00	12,431.00	1,431.00	11,000.00	0.00	0.00	12,431.00	0.00	269,243.00	0.00	0.00
TECHNICAL ADVISORY EXTENSION PROGRAM		281,674.00	0.00	281,674.00	281,674.00	0.00	0.00	0.00	281,674.00	12,431.00	0.00	0.00	0.00	12,431.00	1,431.00	11,000.00	0.00	0.00	12,431.00	0.00	269,243.00	0.00	0.00
Provision of Extension Services	330100100001000	281,674.00	0.00	281,674.00	281,674.00	0.00	0.00	0.00	281,674.00	12,431.00	0.00	0.00	0.00	12,431.00	1,431.00	11,000.00	0.00	0.00	12,431.00	0.00	269,243.00	0.00	0.00
PS		206,369.45	0.00	206,369.45	206,369.45	0.00	0.00	0.00	206,369.45	0.00	0.00	0.00	0.00	0.00	0.00	0.00	0.00	0.00	0.00	0.00	206,369.45	0.00	0.00
MOOE		75,304.55	0.00	75,304.55	75,304.55	0.00	0.00	0.00	75,304.55	12,431.00	0.00	0.00	0.00	12,431.00	1,431.00	11,000.00	0.00	0.00	12,431.00	0.00	66,873.55	0.00	0.00
Sub-Total Operations		7,719,258.20	0.00	7,719,258.20	7,719,258.20	0.00	0.00	0.00	7,719,258.20	3,246,335.26	343,694.30	0.00	0.00	3,590,029.56	2,292,934.50	329,474.30	0.00	0.00	12,431.00	0.00	4,129,228.64	967,470.76	150.00
PS		2,120,370.77	0.00	2,120,370.77	2,120,370.77	0.00	0.00	0.00	2,120,370.77	0.00	0.00	0.00	0.00	0.00	0.00	0.00	0.00	0.00	0.00	0.00	2,120,370.77	0.00	0.00
MOOE		5,515,646.43	0.00	5,515,646.43	5,515,646.43	0.00	0.00	0.00	5,515,646.43	3,246,335.26	343,694.30	0.00	0.00	3,590,029.56	2,292,934.50	329,474.30	0.00	0.00	2,622,408.80	0.00	1,925,616.87	967,470.76	150.00
FinEx (If Applicable)		0.00	0.00	0.00	0.00	0.00	0.00	0.00	0.00	0.00	0.00	0.00	0.00	0.00	0.00	0.00	0.00	0.00	0.00	0.00	0.00	0.00	0.00
CO		83,241.00	0.00	83,241.00	83,241.00	0.00	0.00	0.00	83,241.00	0.00	0.00	0.00	0.00	0.00	0.00	0.00	0.00	0.00	0.00	0.00	0.00	0.00	0.00
II. Special Purpose Fund		2.95	0.00	2.95	2.95	0.00	0.00	0.00	2.95	0.00	0.00	0.00	0.00	0.00	0.00	0.00	0.00	0.00	0.00	0.00	2.95	0.00	0.00
Operations	300000000000000	2.95	0.00	2.95	2.95	0.00	0.00	0.00	2.95	0.00	0.00	0.00	0.00	0.00	0.00	0.00	0.00	0.00	0.00	0.00	2.95	0.00	0.00
OO: Relevant and quality tertiary education ensured to achieve inclusive growth and access of poor but deserving students to quality tertiary education increased		2.95	0.00	2.95	2.95	0.00	0.00	0.00	2.95	0.00	0.00	0.00	0.00	0.00	0.00	0.00	0.00	0.00	0.00	0.00	2.95	0.00	0.00
HIGHER EDUCATION PROGRAM		2.95	0.00	2.95	2.95	0.00	0.00	0.00	2.95	0.00	0.00	0.00	0.00	0.00	0.00	0.00	0.00	0.00	0.00	0.00	2.95	0.00	0.00
Provision of Higher Education Services	310100100002000	2.95	0.00	2.95	2.95	0.00	0.00	0.00	2.95	0.00	0.00	0.00	0.00	0.00	0.00	0.00	0.00	0.00	0.00	0.00	2.95	0.00	0.00
PS		2.95	0.00	2.95	2.95	0.00	0.00	0.00	2.95	0.00	0.00	0.00	0.00	0.00	0.00	0.00	0.00	0.00	0.00	0.00	2.95	0.00	0.00

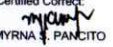
This report was generated using the Unified Reporting System on 29/07/2020 13:07 version.FAR1.1.1; Status: SUBMITTED


Department: State Universities and Colleges (SUCs)
 Agency: Visayas State University
 Operating Unit: < not applicable >
 Organization Code: 08 083 0000000
 Fund Cluster: 01 Regular Agency Fund


	Current Year
	Supplemental
X	Continuing Appropriations


(e.g. UACS Fund Cluster: 01-Regular Agency Fund, 02-Foreign Assisted Projects Fund, 03-Special Account-Locally Funded/Domestic Grants Fund, and 04-Special Account-Foreign Assisted/Foreign Grants Fund)

Particulars	UACS CODE	Appropriations			Allotments			Current Year Obligations							Current Year Disbursements				Balances					
		Authorized Appropriations	Adjustments (Transfer To/From, Realignment)	Adjusted Appropriations	Allotments Received	Adjustments (Withdrawal, Realignment)	Transfer To	Transfer From	Adjusted Total Allotments	1st Quarter Ending March 31	2nd Quarter Ending June 30	3rd Quarter Ending Sept. 30	4th Quarter Ending Dec. 31	TOTAL	1st Quarter Ending March 31	2nd Quarter Ending June 30	3rd Quarter Ending Sept. 30	4th Quarter Ending Dec. 31	TOTAL	Unreleased Appro	Unobligated Allotments	Unpaid Obligations (15-20)+(23+24)		
		3	4	5=(3+4)	6	7	8	9	10=(8+(17-8+9))	11	12	13	14	15=(11+12+13+14)	16	17	18	19	20=(16+17+18+19)	21=(5-10)	22=(10-15)	23	24	
Sub-Total, Operations		2.95	0.00	2.95	2.95	0.00	0.00	0.00	2.95	0.00	0.00	0.00	0.00	0.00	0.00	0.00	0.00	0.00	0.00	0.00	0.00	2.95	0.00	0.00
PS		2.95	0.00	2.95	2.95	0.00	0.00	0.00	2.95	0.00	0.00	0.00	0.00	0.00	0.00	0.00	0.00	0.00	0.00	0.00	0.00	2.95	0.00	0.00
MOOE		0.00	0.00	0.00	0.00	0.00	0.00	0.00	0.00	0.00	0.00	0.00	0.00	0.00	0.00	0.00	0.00	0.00	0.00	0.00	0.00	0.00	0.00	0.00
FinEx (if Applicable)		0.00	0.00	0.00	0.00	0.00	0.00	0.00	0.00	0.00	0.00	0.00	0.00	0.00	0.00	0.00	0.00	0.00	0.00	0.00	0.00	0.00	0.00	0.00
CO		0.00	0.00	0.00	0.00	0.00	0.00	0.00	0.00	0.00	0.00	0.00	0.00	0.00	0.00	0.00	0.00	0.00	0.00	0.00	0.00	0.00	0.00	0.00
GRAND TOTAL		15,520,387.89	0.00	15,520,387.89	15,520,387.89	0.00	0.00	0.00	15,520,387.89	8,127,333.80	361,844.30	0.00	0.00	8,489,178.10	2,671,197.89	814,704.82	0.00	0.00	3,485,902.71	0.00	7,031,209.79	4,525,749.56	477,525.61	0.00
PS		2,120,523.72	0.00	2,120,523.72	2,120,523.72	0.00	0.00	0.00	2,120,523.72	0.00	0.00	0.00	0.00	0.00	0.00	0.00	0.00	0.00	0.00	0.00	0.00	2,120,523.72	0.00	0.00
MOOE		6,805,563.72	0.00	6,805,563.72	6,805,563.72	0.00	0.00	0.00	6,805,563.72	4,250,553.31	343,994.30	0.00	0.00	4,594,547.61	2,412,678.56	391,286.16	0.00	0.00	2,803,976.74	0.00	2,211,016.11	1,790,420.87	150.00	0.00
FinEx (if Applicable)		0.00	0.00	0.00	0.00	0.00	0.00	0.00	0.00	0.00	0.00	0.00	0.00	0.00	0.00	0.00	0.00	0.00	0.00	0.00	0.00	0.00	0.00	0.00
CO		6,594,300.45	0.00	6,594,300.45	6,594,300.45	0.00	0.00	0.00	6,594,300.45	3,876,780.49	17,850.00	0.00	0.00	3,894,630.49	258,519.33	423,408.64	0.00	0.00	681,925.97	0.00	2,899,669.96	2,735,328.71	477,375.61	0.00

Certified Correct:

 MYRNA S. PANCITO
 Budget Officer
 Date: 2020-07-29 13:16:28.0

Certified Correct:

 ERLINDA S. ESQUERRA
 Chief Accountant
 Date: 2020-07-29 13:16:28.0

Recommending Approval:

 LORELLA C. AMPAC
 Financial Management Director
 Date: 2020-07-29 13:41:

Approved By:

 EDGARDO E. TULIN
 President
 Date: 2020-07-29 13:49:53.0