


STATEMENT OF APPROVED BUDGET, UTILIZATIONS, DISBURSEMENTS AND BALANCES  
 (For Off-Budgetary Funds)  
 As at the Quarter Ending June 30, 2020

Department : State Universities and Colleges (SUCs)  
 Agency/Entity : Visayas State University  
 Operating Unit : < not applicable >  
 Organization Code : 08 083 0000000  
 Fund Cluster : 05 Internally Generated Funds  
 (e.g. UACS Fund Cluster: 05-Internally Generated Funds and 06-Business Related Funds)


Particulars 1	UACS CODE 2	Approved Budget			Utilizations					Disbursements				Balances			
		Approved Budgeted Revenue 3	Adjustments (Reductions, Modifications/ Augmentations) 4	Adjusted Budgeted Revenue 5=[3+(-4)]	1st Quarter Ending March 31 6	2nd Quarter Ending June 30 7	3rd Quarter Ending Sept. 30 8	4th Quarter Ending Dec. 31 9	Total 10=(6+7+8+9)	1st Quarter Ending March 31 11	2nd Quarter Ending June 30 12	3rd Quarter Ending Sept. 30 13	4th Quarter Ending Dec. 31 14	TOTAL 15=(11+12+13+14)	Unutilized Budget 16=(5-10)	Unpaid Obligations (10-15)=[(17+18)]	
																Due and Demandable 17	Not Yet Due and Demandable 18
General Administration and Support	10000000000000	54,932,968.00	8,792,704.06	63,725,672.06	6,102,351.08	5,528,053.95	0.00	0.00	11,830,405.03	5,717,824.76	3,839,344.10	0.00	0.00	9,557,168.86	52,095,267.03	180,362.59	1,892,873.58
General Management and Supervision	100000100001000	54,932,968.00	8,792,704.06	63,725,672.06	6,102,351.08	5,528,053.95	0.00	0.00	11,830,405.03	5,717,824.76	3,839,344.10	0.00	0.00	9,557,168.86	52,095,267.03	180,362.59	1,892,873.58
PS		400,000.00	1,000,000.00	1,400,000.00	90,000.00	220,292.50	0.00	0.00	310,292.50	90,000.00	0.00	0.00	0.00	90,000.00	1,089,707.50	148,292.50	72,000.00
MOOE		42,598,573.00	3,792,704.06	46,391,277.06	5,991,850.60	5,307,761.45	0.00	0.00	11,299,612.05	5,627,824.76	3,839,344.10	0.00	0.00	9,467,168.86	35,091,665.01	32,070.09	1,800,373.10
CO		11,934,395.00	4,000,000.00	15,934,395.00	20,500.48	0.00	0.00	0.00	20,500.48	0.00	0.00	0.00	0.00	0.00	15,913,894.52	0.00	20,500.48
Sub-Total, General Administration and Support		54,932,968.00	8,792,704.06	63,725,672.06	6,102,351.08	5,528,053.95	0.00	0.00	11,830,405.03	5,717,824.76	3,839,344.10	0.00	0.00	9,557,168.86	52,095,267.03	180,362.59	1,892,873.58
PS		400,000.00	1,000,000.00	1,400,000.00	90,000.00	220,292.50	0.00	0.00	310,292.50	90,000.00	0.00	0.00	0.00	90,000.00	1,089,707.50	148,292.50	72,000.00
MOOE		42,598,573.00	3,792,704.06	46,391,277.06	5,991,850.60	5,307,761.45	0.00	0.00	11,299,612.05	5,627,824.76	3,839,344.10	0.00	0.00	9,467,168.86	35,091,665.01	32,070.09	1,800,373.10
FinEx (if Applicable)		0.00	0.00	0.00	0.00	0.00	0.00	0.00	0.00	0.00	0.00	0.00	0.00	0.00	0.00	0.00	0.00
CO		11,934,395.00	4,000,000.00	15,934,395.00	20,500.48	0.00	0.00	0.00	20,500.48	0.00	0.00	0.00	0.00	0.00	15,913,894.52	0.00	20,500.48
Support to Operations	20000000000000	17,820,530.00	319,547.00	18,140,077.00	2,167,189.46	1,351,240.90	0.00	0.00	3,518,430.36	1,930,923.92	1,466,967.93	0.00	0.00	3,397,891.85	14,621,646.64	31,643.51	88,895.00
Auxiliary Services	200000100001000	17,820,530.00	319,547.00	18,140,077.00	2,167,189.46	1,351,240.90	0.00	0.00	3,518,430.36	1,930,923.92	1,466,967.93	0.00	0.00	3,397,891.85	14,621,646.64	31,643.51	88,895.00
PS		350,000.00	0.00	350,000.00	0.00	46,400.00	0.00	0.00	46,400.00	0.00	46,400.00	0.00	0.00	46,400.00	303,600.00	0.00	0.00
MOOE		15,093,860.00	169,547.00	15,263,407.00	2,167,189.46	1,281,840.90	0.00	0.00	3,449,030.36	1,930,923.92	1,420,567.93	0.00	0.00	3,351,491.85	11,814,376.64	31,643.51	65,895.00
CO		2,376,670.00	150,000.00	2,526,670.00	0.00	23,000.00	0.00	0.00	23,000.00	0.00	0.00	0.00	0.00	0.00	2,503,670.00	0.00	23,000.00
Sub-Total, Support to Operations		17,820,530.00	319,547.00	18,140,077.00	2,167,189.46	1,351,240.90	0.00	0.00	3,518,430.36	1,930,923.92	1,466,967.93	0.00	0.00	3,397,891.85	14,621,646.64	31,643.51	88,895.00
PS		350,000.00	0.00	350,000.00	0.00	46,400.00	0.00	0.00	46,400.00	0.00	46,400.00	0.00	0.00	46,400.00	303,600.00	0.00	0.00
MOOE		15,093,860.00	169,547.00	15,263,407.00	2,167,189.46	1,281,840.90	0.00	0.00	3,449,030.36	1,930,923.92	1,420,567.93	0.00	0.00	3,351,491.85	11,814,376.64	31,643.51	65,895.00
FinEx (if Applicable)		0.00	0.00	0.00	0.00	0.00	0.00	0.00	0.00	0.00	0.00	0.00	0.00	0.00	0.00	0.00	0.00
CO		2,376,670.00	150,000.00	2,526,670.00	0.00	23,000.00	0.00	0.00	23,000.00	0.00	0.00	0.00	0.00	0.00	2,503,670.00	0.00	23,000.00
Operations	30000000000000	131,411,532.00	4,974,559.40	136,386,091.40	16,860,822.07	6,944,905.80	0.00	0.00	23,805,727.87	15,274,028.27	7,771,923.85	0.00	0.00	23,045,951.92	112,480,223.53	433,161.41	426,754.54
CO - Relevant and quality tertiary education ensured to achieve inclusive growth and access of poor but deserving students to quality tertiary education increased	31000000000000	115,220,100.00	4,974,559.40	120,194,659.40	11,571,552.48	6,139,967.72	0.00	0.00	17,711,520.20	10,155,688.88	6,872,694.38	0.00	0.00	17,028,383.06	102,483,139.20	420,207.41	262,929.73
HIGHER EDUCATION PROGRAM	31010000000000	115,220,100.00	4,974,559.40	120,194,659.40	11,571,552.48	6,139,967.72	0.00	0.00	17,711,520.20	10,155,688.88	6,872,694.38	0.00	0.00	17,028,383.06	102,483,139.20	420,207.41	262,929.73
Provision of Higher Education Services	310100100002000	115,220,100.00	4,974,559.40	120,194,659.40	11,571,552.48	6,139,967.72	0.00	0.00	17,711,520.20	10,155,688.88	6,872,694.38	0.00	0.00	17,028,383.06	102,483,139.20	420,207.41	262,929.73
PS		9,155,000.00	320,000.00	9,475,000.00	4,841,674.33	2,524,028.44	0.00	0.00	7,365,702.77	4,601,502.98	2,738,664.94	0.00	0.00	7,340,167.92	2,109,299.23	0.00	25,532.85
MOOE		84,113,165.00	2,654,559.40	86,767,724.40	6,515,836.74	3,615,941.28	0.00	0.00	10,131,778.02	5,517,961.70	3,956,212.03	0.00	0.00	9,474,173.73	76,635,946.38	420,207.41	237,396.88
CO		21,951,935.00	2,000,000.00	23,951,935.00	214,041.41	0.00	0.00	0.00	214,041.41	36,224.00	177,817.41	0.00	0.00	214,041.41	23,737,893.58	0.00	0.00

Department : State Universities and Colleges (SUCs)  
 Agency/Entity : Visayas State University  
 Operating Unit : < not applicable >  
 Organization Code : 08 083 0000000  
 Fund Cluster : 05 Internally Generated Funds  
 (e.g. UACS Fund Cluster: 05-Internally Generated Funds and 06-Business Related Funds)

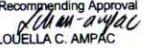
Particulars	UACS CODE	Approved Budget			Utilizations					Disbursements				Balances			
		Approved Budgeted Revenue	Adjustments (Reductions, Modifications/ Augmentations)	Adjusted Budgeted Revenue	1st Quarter Ending March 31	2nd Quarter Ending June 30	3rd Quarter Ending Sept. 30	4th Quarter Ending Dec. 31	Total	1st Quarter Ending March 31	2nd Quarter Ending June 30	3rd Quarter Ending Sept. 30	4th Quarter Ending Dec. 31	TOTAL	Unutilized Budget	Unpaid Obligations (10-15)=(17+18)	
																Due and Demandable	Not Yet Due and Demandable
1	2	3	4	5=[(3+)-(4)]	6	7	8	9	10=(6+7+8+9)	11	12	13	14	15=(11+12+13+14)	16=(5-10)	17	18
OO : Higher education research improved to promote economic productivity and innovation	3200000000000000	12,695,700.00	0.00	12,695,700.00	5,208,316.15	587,337.28	0.00	0.00	5,795,653.43	4,960,646.15	698,228.47	0.00	0.00	5,618,874.62	6,900,046.57	12,954.00	163,824.81
ADVANCED EDUCATION PROGRAM	3201000000000000	1,700,000.00	0.00	1,700,000.00	170,548.10	16,844.81	0.00	0.00	187,392.91	146,008.10	96,540.00	0.00	0.00	242,548.10	1,512,607.09	0.00	(55,155.19)
Provision of Advanced Education Services	320100100001000	1,700,000.00	0.00	1,700,000.00	170,548.10	16,844.81	0.00	0.00	187,392.91	146,008.10	96,540.00	0.00	0.00	242,548.10	1,512,607.09	0.00	(55,155.19)
PS		200,000.00	0.00	200,000.00	128,545.50	0.00	0.00	0.00	128,545.50	128,545.50	72,000.00	0.00	0.00	200,545.50	71,454.00	0.00	(72,000.00)
MOOE		1,000,000.00	0.00	1,000,000.00	42,002.60	16,844.81	0.00	0.00	58,847.41	17,462.60	24,540.00	0.00	0.00	42,002.60	941,152.59	0.00	16,844.81
CO		500,000.00	0.00	500,000.00	0.00	0.00	0.00	0.00	0.00	0.00	0.00	0.00	0.00	0.00	500,000.00	0.00	0.00
RESEARCH PROGRAM	3202000000000000	10,995,700.00	0.00	10,995,700.00	5,037,768.05	570,492.47	0.00	0.00	5,608,260.52	4,814,638.05	561,688.47	0.00	0.00	5,376,326.52	5,387,439.48	12,954.00	218,960.00
Conduct of Research Services, including P1,000,000 for Research Rewards/Incentives	320200100001000	10,995,700.00	0.00	10,995,700.00	5,037,768.05	570,492.47	0.00	0.00	5,608,260.52	4,814,638.05	561,688.47	0.00	0.00	5,376,326.52	5,387,439.48	12,954.00	218,960.00
PS		50,000.00	0.00	50,000.00	0.00	0.00	0.00	0.00	0.00	0.00	0.00	0.00	0.00	0.00	50,000.00	0.00	0.00
MOOE		9,945,700.00	0.00	9,945,700.00	4,925,188.05	570,492.47	0.00	0.00	5,495,680.52	4,814,638.05	561,688.47	0.00	0.00	5,376,326.52	4,450,019.48	12,954.00	106,400.00
CO		1,000,000.00	0.00	1,000,000.00	112,580.00	0.00	0.00	0.00	112,580.00	0.00	0.00	0.00	0.00	0.00	887,420.00	0.00	112,580.00
OO : Community engagement increased	3300000000000000	3,495,732.00	0.00	3,495,732.00	181,093.44	217,600.80	0.00	0.00	398,694.24	157,693.44	241,000.80	0.00	0.00	398,694.24	3,097,037.76	0.00	0.00
TECHNICAL ADVISORY EXTENSION PROGRAM	3301000000000000	3,495,732.00	0.00	3,495,732.00	181,093.44	217,600.80	0.00	0.00	398,694.24	157,693.44	241,000.80	0.00	0.00	398,694.24	3,097,037.76	0.00	0.00
Provision of Extension Services	330100100001000	3,495,732.00	0.00	3,495,732.00	181,093.44	217,600.80	0.00	0.00	398,694.24	157,693.44	241,000.80	0.00	0.00	398,694.24	3,097,037.76	0.00	0.00
PS		50,000.00	0.00	50,000.00	0.00	0.00	0.00	0.00	0.00	0.00	0.00	0.00	0.00	0.00	50,000.00	0.00	0.00
MOOE		2,945,732.00	0.00	2,945,732.00	181,093.44	128,125.80	0.00	0.00	309,219.24	157,693.44	151,525.80	0.00	0.00	309,219.24	2,636,512.76	0.00	0.00
CO		500,000.00	0.00	500,000.00	0.00	89,475.00	0.00	0.00	89,475.00	0.00	89,475.00	0.00	0.00	89,475.00	410,525.00	0.00	0.00
Sub-Total, Operations		131,411,532.00	4,974,559.40	136,386,091.40	16,960,962.07	6,944,905.80	0.00	0.00	23,905,867.87	15,274,028.27	7,771,923.65	0.00	0.00	23,045,951.92	112,480,223.53	433,161.41	426,754.54
PS		9,455,000.00	320,000.00	9,775,000.00	4,970,219.83	2,524,028.44	0.00	0.00	7,494,248.27	4,730,048.48	2,810,664.94	0.00	0.00	7,540,713.42	2,280,753.73	0.00	(46,467.15)
MOOE		98,004,597.00	2,654,559.40	100,659,156.40	11,864,120.83	4,331,404.36	0.00	0.00	15,995,525.19	10,507,755.79	4,893,966.30	0.00	0.00	15,201,722.09	84,863,631.21	433,161.41	360,641.89
FinEx (if Applicable)		0.00	0.00	0.00	0.00	0.00	0.00	0.00	0.00	0.00	0.00	0.00	0.00	0.00	0.00	0.00	0.00
CO		23,951,935.00	2,000,000.00	25,951,935.00	326,621.41	89,475.00	0.00	0.00	416,096.41	36,224.00	267,292.41	0.00	0.00	303,516.41	25,535,838.59	0.00	112,580.00
GRAND TOTAL		204,165,030.00	14,086,810.46	218,251,840.46	25,230,502.61	13,824,200.65	0.00	0.00	39,054,703.26	22,922,776.95	13,078,235.66	0.00	0.00	36,001,012.63	179,197,137.20	645,167.51	2,408,523.12
PS		10,205,000.00	1,320,000.00	11,525,000.00	5,060,219.83	2,790,719.94	0.00	0.00	7,850,938.77	4,820,048.48	2,857,064.94	0.00	0.00	7,677,113.42	3,674,061.23	0.00	148,292.50
MOOE		155,697,030.00	6,616,810.46	162,313,840.46	19,823,160.89	10,921,006.71	0.00	0.00	30,744,167.80	18,066,504.47	9,953,878.33	0.00	0.00	28,020,362.80	131,569,672.86	496,875.01	2,226,909.79
FinEx (if Applicable)		0.00	0.00	0.00	0.00	0.00	0.00	0.00	0.00	0.00	0.00	0.00	0.00	0.00	0.00	0.00	0.00
CO		38,263,000.00	6,150,000.00	44,413,000.00	347,121.89	112,475.00	0.00	0.00	459,596.89	36,224.00	267,292.41	0.00	0.00	303,516.41	43,953,403.11	0.00	158,080.48

Certified Correct:  
  
MYRNA S. PANCITO


Budget Officer  
Date: 2020-07-18 21:55:26.0

Certified Correct:  
  
ERLINDA S. ESGUERRA

Chief Accountant  
Date: 2020-07-18 21:55:26.0

Recommending Approval  
  
LOUELLA C. AMPAC

Director of Finance  
Date: 2020-07-28 15:35:

Approved By:   
EDGARDO E. TULLO

President  
Date: 2020-07-28 15:35: