

STATEMENT OF APPROVED BUDGET, UTILIZATIONS, DISBURSEMENTS AND BALANCES
(For Off-Budgetary Funds)
As at the Quarter Ending December 31, 2020


Department : State Universities and Colleges (SUCs)
Agency/Entity : Visayas State University
Operating Unit : < not applicable >
Organization Code : 08 083 0000000
Fund Cluster : 05 Internally Generated Funds
(e.g. UACS Fund Cluster: 05-Internally Generated Funds and 06-Business Related Funds)

Particulars	UACS CODE	Approved Budget			Utilizations					Disbursements					Balances		
		Approved Budgeted Revenue	Adjustments (Reductions, Modifications/ Augmentations)	Adjusted Budgeted Revenue	1st Quarter Ending March 31	2nd Quarter Ending June 30	3rd Quarter Ending Sept. 30	4th Quarter Ending Dec. 31	Total	1st Quarter Ending March 31	2nd Quarter Ending June 30	3rd Quarter Ending Sept. 30	4th Quarter Ending Dec. 31	TOTAL	Unutilized Budget	Unpaid Obligations (10-15)-(17+18)	
																16=(6-10)	17
1	2	3	4	5=[(3)+(4)]	6	7	8	9	10=(6+7+8+9)	11	12	13	14	15=(11+12+13+14)	16	17	18
General Administration and Support	10000000000000	54,932,868.00	33,435,896.81	88,368,774.81	6,102,351.08	5,528,053.95	3,042,875.75	30,572,594.15	46,245,874.93	6,717,824.76	3,839,344.10	2,522,856.16	20,212,171.22	32,392,199.24	43,122,899.88	419,497.25	12,434,181.44
General Management and Supervision	10000010001000	54,932,868.00	33,435,896.81	88,368,774.81	6,102,351.08	5,528,053.95	3,042,875.75	30,572,594.15	46,245,874.93	6,717,824.76	3,839,344.10	2,522,856.16	20,212,171.22	32,392,199.24	43,122,899.88	419,497.25	12,434,181.44
PS		400,000.00	1,003,324.01	1,403,324.01	90,000.00	220,292.50	1,061,341.98	31,699.53	1,403,324.01	90,000.00	0.00	987,134.48	294,500.00	1,371,634.48	0.00	0.00	31,699.53
MOOE		42,536,873.00	13,992,692.70	56,591,265.70	6,091,859.60	5,307,761.46	1,886,830.67	23,862,278.16	37,048,720.88	6,627,824.76	3,839,344.10	1,492,018.69	17,837,037.22	28,796,224.66	19,542,644.82	419,497.25	7,832,988.97
CO		11,934,395.00	18,439,790.10	30,374,185.10	20,500.48	0.00	94,703.10	6,878,626.46	6,793,830.04	0.00	0.00	43,703.10	2,190,834.00	2,224,537.10	23,580,355.06	0.00	4,669,492.94
Sub-Total, General Administration and Support		54,932,868.00	33,435,896.81	88,368,774.81	6,102,351.08	5,528,053.95	3,042,875.75	30,572,594.15	46,245,874.93	6,717,824.76	3,839,344.10	2,522,856.16	20,212,171.22	32,392,199.24	43,122,899.88	419,497.25	12,434,181.44
FinEx (if Applicable)		0.00	0.00	0.00	0.00	0.00	0.00	0.00	0.00	0.00	0.00	0.00	0.00	0.00	0.00	0.00	0.00
CO		11,934,395.00	18,439,790.10	30,374,185.10	20,500.48	0.00	94,703.10	6,878,626.46	6,793,830.04	0.00	0.00	0.00	2,190,834.00	2,224,537.10	23,580,355.06	0.00	4,669,492.94
Support to Operations	20000000000000	17,820,530.00	12,868,557.83	30,709,087.83	2,167,189.46	1,351,240.90	1,143,584.02	8,280,729.25	12,942,743.63	1,930,823.92	1,466,967.93	1,070,408.14	4,674,040.71	9,142,340.70	17,766,344.20	121,420.00	3,678,982.93
Auxiliary Services	20000010001000	17,820,530.00	12,868,557.83	30,709,087.83	2,167,189.46	1,351,240.90	1,143,584.02	8,280,729.25	12,942,743.63	1,930,823.92	1,466,967.93	1,070,408.14	4,674,040.71	9,142,340.70	17,766,344.20	121,420.00	3,678,982.93
PS		350,050.00	195,378.38	545,378.38	0.00	46,400.00	161,933.89	347,544.48	545,378.38	0.00	46,400.00	161,933.89	72,176.65	270,510.44	0.00	0.00	274,867.94
MOOE		15,093,860.00	3,346,533.38	18,440,393.38	2,167,189.46	1,281,840.90	991,650.13	6,861,393.97	11,092,074.46	1,930,823.92	1,420,887.93	918,474.25	4,601,964.16	8,671,839.26	7,348,318.92	121,420.00	2,998,824.20
CO		2,376,670.00	9,346,646.07	11,723,316.07	0.00	23,000.00	0.00	1,282,290.79	1,305,290.79	0.00	0.00	0.00	0.00	0.00	0.00	0.00	1,305,290.79
Sub-Total, Support to Operations		17,820,530.00	12,868,557.83	30,709,087.83	2,167,189.46	1,351,240.90	1,143,584.02	8,280,729.25	12,942,743.63	1,930,823.92	1,466,967.93	1,070,408.14	4,674,040.71	9,142,340.70	17,766,344.20	121,420.00	3,678,982.93
FinEx (if Applicable)		0.00	0.00	0.00	0.00	0.00	0.00	0.00	0.00	0.00	0.00	0.00	0.00	0.00	0.00	0.00	0.00
CO		2,376,670.00	9,346,646.07	11,723,316.07	0.00	23,000.00	0.00	1,282,290.79	1,305,290.79	0.00	0.00	0.00	0.00	0.00	0.00	0.00	1,305,290.79
Operations	30000000000000	131,411,532.00	93,844,492.44	225,296,024.44	16,960,962.07	6,944,965.50	8,316,768.75	50,767,547.34	82,990,193.06	16,274,028.27	7,771,923.65	3,703,810.26	22,669,265.83	46,406,018.01	142,306,840.48	10,220,077.79	23,364,968.16
CO - Retain and quality tertiary education ensured to achieve inclusive growth and access of poor but deserving students to quality tertiary education increased	31000000000000	115,220,100.00	84,384,611.87	199,804,711.97	11,671,552.48	6,130,967.72	7,255,535.75	44,029,354.83	68,996,410.78	10,155,688.88	6,872,694.38	3,053,407.27	17,801,546.00	37,883,436.33	130,608,301.19	10,091,377.19	21,021,597.25
HIGHER EDUCATION PROGRAM	31010000000000	115,220,100.00	84,384,611.87	199,804,711.97	11,671,552.48	6,130,967.72	7,255,535.75	44,029,354.83	68,996,410.78	10,155,688.88	6,872,694.38	3,053,407.27	17,801,546.00	37,883,436.33	130,608,301.19	10,091,377.19	21,021,597.25
Provision of Higher Education Services	31010010002000	115,220,100.00	84,384,611.87	199,804,711.97	11,671,552.48	6,130,967.72	7,255,535.75	44,029,354.83	68,996,410.78	10,155,688.88	6,872,694.38	3,053,407.27	17,801,546.00	37,883,436.33	130,608,301.19	10,091,377.19	21,021,597.25
PS		9,155,000.00	9,256,093.35	18,411,093.35	4,641,874.33	2,524,025.44	260,768.55	10,253,444.69	17,879,934.01	4,601,580.98	2,738,884.64	285,788.55	3,573,057.13	11,196,013.60	531,150.34	355,296.20	6,325,824.21
MOOE		84,113,165.00	49,545,776.13	133,759,943.13	6,515,836.74	3,815,941.28	4,526,400.83	25,084,699.27	38,716,879.92	5,517,107.70	3,958,212.03	2,787,618.72	13,066,201.82	25,307,994.27	94,042,053.01	6,087,337.99	8,321,546.96
CO		21,951,935.00	25,482,749.49	47,434,575.49	214,041.41	0.00	2,474,345.27	6,712,110.67	11,399,597.55	36,224.00	177,817.41	0.00	1,162,387.05	1,376,028.48	36,335,077.94	3,548,743.00	6,374,426.00


This report was generated using the Unified Reporting System on null version.FAR2.1.1; Status : SUBMITTED

Department : State Universities and Colleges (SUCs)
 Agency/Entity : Visayas State University
 Operating Unit : < not applicable >
 Organization Code : 08 083 000000
 Fund Cluster : 05 Internally Generated Funds
 (e.g. UACS Fund Cluster: 05-Internally Generated Funds and 06-Business Related Funds)

Particulars	UACS CODE	Approved Budget			Utilizations						Disbursements					Balances		
		Approved Budgeted Revenue	Adjustments (Reductions, Modifications/ Augmentations)	Adjusted Budgeted Revenue	1st Quarter Ending March 31	2nd Quarter Ending June 30	3rd Quarter Ending Sept. 30	4th Quarter Ending Dec. 31	Total	1st Quarter Ending March 31	2nd Quarter Ending June 30	3rd Quarter Ending Sept. 30	4th Quarter Ending Dec. 31	TOTAL	Unutilized Budget	Unpaid Obligations (10-15)=(17+18)		
																10=(5+7+8+9)	11	12
OO - Higher education research improved to promote economic productivity and innovation	3200000000000	12,696,700.00	5,460,740.91	19,166,440.91	5,209,316.15	597,337.28	915,443.95	5,560,981.23	12,161,667.71	4,960,646.15	856,228.47	405,172.29	4,553,915.43	10,377,859.34	7,924,793.20	123,700.00	1,480,889.77	
ADVANCED EDUCATION PROGRAM	3201000000000	1,700,000.00	2,810,056.39	4,619,056.39	170,549.10	16,844.81	101,309.88	397,246.46	685,849.25	146,009.10	96,540.00	41,143.64	279,257.49	562,849.25	3,932,107.14	0.00	123,000.00	
Provision of Advanced Education Services	3201001000100	1,700,000.00	2,810,056.39	4,619,056.39	170,549.10	16,844.81	101,309.88	397,246.46	685,849.25	146,009.10	96,540.00	41,143.64	279,257.49	562,849.25	3,932,107.14	0.00	123,000.00	
PS		200,000.00	0.00	200,000.00	126,545.50	0.00	71,454.50	0.00	200,000.00	126,545.50	72,000.00	(648.50)	0.00	200,000.00	0.00	0.00	0.00	
MO&E		1,000,000.00	345,540.39	1,345,540.39	42,000.60	16,844.81	29,855.38	359,246.46	447,849.25	17,462.50	24,540.00	41,698.18	279,257.49	362,849.25	997,591.14	0.00	85,000.00	
CO		500,000.00	2,572,516.00	3,072,516.00	0.00	0.00	0.00	39,000.00	36,000.00	0.00	0.00	0.00	0.00	0.00	3,034,516.00	0.00	38,000.00	
RESEARCH PROGRAM	3202000000000	10,996,700.00	3,572,694.52	14,569,394.52	5,037,769.05	570,492.47	714,133.17	5,153,314.77	11,475,709.46	4,814,839.05	561,696.47	364,028.63	4,274,563.94	10,014,809.09	3,962,676.06	123,700.00	1,337,999.77	
Conduct of Research Services, including P1,000,000 for Research Rewards/Incentives	3202001000100	10,996,700.00	3,572,694.52	14,569,394.52	5,037,769.05	570,492.47	714,133.17	5,153,314.77	11,475,709.46	4,814,839.05	561,696.47	364,028.63	4,274,563.94	10,014,809.09	3,962,676.06	123,700.00	1,337,999.77	
PS		50,000.00	34,181.60	84,181.60	0.00	0.00	0.00	84,181.60	84,181.60	0.00	0.00	0.00	0.00	0.00	0.00	0.00	84,181.60	
MO&E		9,946,700.00	1,969,272.41	11,915,972.41	4,825,169.05	570,492.47	714,133.17	2,897,009.17	8,208,816.86	4,814,839.05	561,696.47	269,328.63	2,335,067.94	7,994,713.09	2,728,255.55	123,700.00	1,099,403.17	
CO		1,000,000.00	1,546,130.51	2,546,130.51	112,599.00	0.00	0.00	2,072,130.00	2,164,710.00	0.00	0.00	80,700.00	1,839,496.00	2,020,196.00	364,420.51	0.00	164,514.00	
OO - Community engagement increased	3300000000000	3,486,732.00	3,009,139.56	6,504,871.56	191,093.44	217,600.80	245,786.95	1,197,831.29	1,832,115.47	157,893.44	241,000.80	245,230.70	300,796.40	944,723.34	4,672,756.09	5,000.00	862,392.13	
TECHNICAL ADVISORY EXTENSION PROGRAM	3301000000000	3,486,732.00	3,009,139.56	6,504,871.56	191,093.44	217,600.80	245,786.95	1,197,831.29	1,832,115.47	157,893.44	241,000.80	245,230.70	300,796.40	944,723.34	4,672,756.09	5,000.00	862,392.13	
Provision of Extension Services	3301001000100	3,486,732.00	3,009,139.56	6,504,871.56	191,093.44	217,600.80	245,786.95	1,197,831.29	1,832,115.47	157,893.44	241,000.80	245,230.70	300,796.40	944,723.34	4,672,756.09	5,000.00	862,392.13	
PS		50,000.00	139,784.00	189,784.00	0.00	0.00	0.00	189,784.00	189,784.00	0.00	0.00	0.00	0.00	0.00	0.00	0.00	189,784.00	
MO&E		2,946,732.00	1,869,881.16	4,804,723.16	191,093.44	217,600.80	245,786.95	564,971.28	1,119,890.47	157,893.44	241,000.80	245,230.70	300,796.40	895,249.34	3,684,742.89	5,000.00	259,732.13	
CO		500,000.00	1,011,364.40	1,511,364.40	0.00	0.00	0.00	433,976.00	523,261.00	0.00	0.00	89,475.00	0.00	86,475.00	866,013.40	0.00	433,976.00	
Sub-Total, Operations		131,411,532.00	93,884,482.44	226,296,024.44	16,960,862.97	8,644,905.80	8,316,756.75	50,787,547.34	92,990,193.96	10,274,029.27	7,771,923.85	3,703,810.26	22,656,255.63	49,406,016.01	142,305,840.49	10,220,077.79	23,364,069.16	
PS		9,450,000.00	9,429,056.95	18,884,056.95	4,970,219.83	2,524,026.44	332,243.05	10,526,410.29	19,352,899.61	4,730,046.48	2,810,664.84	295,243.05	3,573,057.13	11,399,013.90	531,159.34	355,296.20	6,598,599.81	
MO&E		96,004,597.00	63,839,682.09	153,844,279.09	11,864,129.83	4,321,404.36	5,510,160.43	28,985,920.19	50,491,825.80	10,507,759.79	4,693,968.30	3,337,867.21	15,461,315.65	34,520,904.95	101,352,853.59	6,216,036.59	8,754,862.26	
FinEx (if Applicable)		0.00	0.00	0.00	0.00	0.00	0.00	0.00	0.00	0.00	0.00	0.00	0.00	0.00	0.00	0.00	0.00	
CO		23,951,935.00	30,615,751.40	54,587,686.40	328,621.41	89,475.00	2,474,249.27	11,255,216.87	14,145,859.55	36,224.00	287,292.41	0.00	3,101,863.05	3,486,099.46	40,422,027.85	3,648,743.00	7,010,816.09	
GRAND TOTAL		204,165,030.00	140,206,657.04	344,373,887.04	25,230,506.81	13,824,200.66	12,503,226.52	89,820,970.74	141,178,802.52	22,922,776.95	13,076,236.66	7,297,074.56	47,842,487.76	90,840,554.95	203,195,084.56	10,760,995.04	39,477,252.53	
PS		10,200,000.00	10,627,761.34	20,832,761.34	6,060,219.83	2,790,718.94	1,545,516.82	10,905,144.31	20,301,802.00	4,820,046.48	2,857,064.64	1,424,311.42	3,639,733.68	13,041,159.52	531,159.34	355,296.20	6,505,147.28	
MO&E		155,697,030.00	71,179,806.17	226,875,836.17	19,823,169.89	10,921,006.71	8,388,651.23	59,499,592.31	98,632,421.14	18,066,504.47	9,853,879.33	5,749,360.04	38,420,217.03	72,198,859.87	129,243,517.03	6,756,855.84	19,895,505.43	
FinEx (if Applicable)		0.00	0.00	0.00	0.00	0.00	0.00	0.00	0.00	0.00	0.00	0.00	0.00	0.00	0.00	0.00	0.00	
CO		39,263,000.00	58,402,197.57	96,865,187.57	347,121.89	112,475.00	2,959,046.37	19,216,134.12	22,244,779.39	36,224.00	287,292.41	124,403.10	5,282,517.05	5,710,436.56	74,420,409.19	3,648,743.00	12,885,989.62	

Certified Correct

MYRNA S. PUNCO

Budget Officer
Date: 2021-01-27 13:35:24.0


Certified Correct

ERLINDA S. ESGUERRA

Chief Accountant
Date: 2021-01-27 13:35:24.0

Recommending Approval

LOUELLA C. AMPAC

Financial Management Director
Date: 2021-01-27 13:43:

Approved By: 
EDGARDO E. TULINA

SUC President
Date: 2021-01-27 14:35: