




QUARTERLY REPORT OF REVENUE AND OTHER RECEIPTS
As at the Quarter Ending June 30, 2020

Department : State Universities and Colleges (SUCs)
 Agency : Visayas State University
 Operating Unit : < not applicable >
 Organization Code : 08 083 0000000
 Fund Cluster : 05 - Internally Generated Funds

Classification/Sources of Revenue and Other Receipts	UACS CODE	REVENUE TARGET (Annual) per BESF	Actual Revenue and Other Receipts Collections					Cumulative Remittance/Deposits to Date			Variance		Remarks
			1st Quarter Ending March 31	2nd Quarter Ending June 30	3rd Quarter Ending Sept. 30	4th Quarter Ending Dec. 31	Total	Remittance to BTr	Deposited with AGDB	TOTAL	Amount	%	
1	2	3	4	5	6	7	8=[(6+(-7))-8+9]	9	10	11=(9+10)	12=(8-3)	13=(12/3)	14
Internally Generated Funds		204,165,000.00	44,335,383.59	4,383,031.49	0.00	0.00	48,718,415.08	0.00	48,376,660.30	48,376,660.30	(155,446,584.92)	-76 %	
Revenue Collections		204,165,000.00	44,335,383.59	4,383,031.49	0.00	0.00	48,718,415.08	0.00	48,376,660.30	48,376,660.30	(155,446,584.92)	-76 %	
Cash Revenue		204,165,000.00	39,941,171.25	4,287,225.19	0.00	0.00	44,228,396.44	0.00	43,886,641.66	43,886,641.66	(159,936,603.56)	-78 %	
Non-Tax		204,165,000.00	39,941,171.25	4,287,225.19	0.00	0.00	44,228,396.44	0.00	43,886,641.66	43,886,641.66	(159,936,603.56)	-78 %	
Tuition Fees	4020201001	73,219,000.00	15,693,652.35	464,921.64	0.00	0.00	16,158,573.99	0.00	16,158,573.99	16,158,573.99	(57,060,426.01)	-78 %	
Income from Other Sources	4020201003	56,943,000.00	13,989,419.32	2,845,655.89	0.00	0.00	16,635,075.21	0.00	16,293,320.43	16,293,320.43	(42,307,924.79)	-72 %	
Other School Fees	4020201099	72,003,000.00	7,650,580.59	601,448.08	0.00	0.00	8,252,028.67	0.00	8,252,028.67	8,252,028.67	(63,750,971.33)	-89 %	
Income from Hostels/Dormitories and other Like facilities	4020213000	0.00	2,607,518.99	575,199.58	0.00	0.00	3,182,718.57	0.00	3,182,718.57	3,182,718.57	3,182,718.57	0 %	
Cash Receipts		0.00	4,394,212.34	95,806.30	0.00	0.00	4,490,018.64	0.00	4,490,018.64	4,490,018.64	4,490,018.64	0 %	
Others		0.00	4,394,212.34	95,806.30	0.00	0.00	4,490,018.64	0.00	4,490,018.64	4,490,018.64	4,490,018.64	0 %	
Others	1040101099	0.00	4,394,212.34	95,806.30	0.00	0.00	4,490,018.64	0.00	4,490,018.64	4,490,018.64	4,490,018.64	0 %	
TOTAL		204,165,000.00	44,335,383.59	4,383,031.49	0.00	0.00	48,718,415.08	0.00	48,376,660.30	48,376,660.30	(155,446,584.92)	-76 %	

Certified Correct:

 ERLINDA S. ESGUERRA
 Chief Accountant
 Date: 2020-07-24 16:03:26.0


Recommending Approval:

 LOUELLA C. AMPAC
 Director for Finance
 Date: 2020-07-24 16:10:00.0


Approved By:

 EDGARDO E. TULIN
 SUC President
 Date: 2020-07-24 16:11:00.0


QUARTERLY REPORT OF REVENUE AND OTHER RECEIPTS
As at the Quarter Ending June 30, 2020

Department : State Universities and Colleges (SUCs)
 Agency : Visayas State University
 Operating Unit : < not applicable >
 Organization Code : 08 083 0000000
 Fund Cluster : 06 - Business Related Funds

Classification/Sources of Revenue and Other Receipts	UACS CODE	REVENUE TARGET (Annual) per BESF	Actual Revenue and Other Receipts Collections					Cumulative Remittance/Deposits to Date			Variance		Remarks
			1st Quarter Ending March 31	2nd Quarter Ending June 30	3rd Quarter Ending Sept. 30	4th Quarter Ending Dec. 31	Total	Remittance to BTr	Deposited with AGDB	TOTAL	Amount	%	
1	2	3	4	5	6	7	8=[(6+(-7))-8+9]	9	10	11=(9+10)	12=(8-3)	13=(12/3)	14
Business Related Funds		33,407,000.00	10,458,468.34	2,169,479.77	0.00	0.00	12,627,948.11	0.00	12,583,080.11	12,583,080.11	(20,779,051.89)	-62 %	
Revenue Collections		33,407,000.00	10,438,318.34	2,168,519.77	0.00	0.00	12,606,838.11	0.00	12,561,970.11	12,561,970.11	(20,800,161.89)	-62 %	
Cash Revenue		33,407,000.00	10,438,318.34	2,168,519.77	0.00	0.00	12,606,838.11	0.00	12,561,970.11	12,561,970.11	(20,800,161.89)	-62 %	
Non-Tax		33,407,000.00	10,438,318.34	2,168,519.77	0.00	0.00	12,606,838.11	0.00	12,561,970.11	12,561,970.11	(20,800,161.89)	-62 %	
Other Business Income	4020299099	33,407,000.00	10,438,318.34	2,168,519.77	0.00	0.00	12,606,838.11	0.00	12,561,970.11	12,561,970.11	(20,800,161.89)	-62 %	
Non-Revenue Collections/Other Receipts		0.00	20,150.00	960.00	0.00	0.00	21,110.00	0.00	21,110.00	21,110.00	21,110.00	0 %	
Cash Receipts		0.00	20,150.00	960.00	0.00	0.00	21,110.00	0.00	21,110.00	21,110.00	21,110.00	0 %	
Others		0.00	20,150.00	960.00	0.00	0.00	21,110.00	0.00	21,110.00	21,110.00	21,110.00	0 %	
Others	1040101099	0.00	20,150.00	960.00	0.00	0.00	21,110.00	0.00	21,110.00	21,110.00	21,110.00	0 %	
TOTAL		33,407,000.00	10,458,468.34	2,169,479.77	0.00	0.00	12,627,948.11	0.00	12,583,080.11	12,583,080.11	(20,779,051.89)	-62 %	

Certified Correct:

 ERLINDA S. ESGUERRA
 Chief Accountant
 Date: 2020-07-24 16:03:26.0

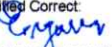
Recommending Approval:

 LOUELLA C. AMPAC
 Director for Finance
 Date: 2020-07-24 16:10:00.0


Approved By:

 EDGARDO E. TULIN
 SUC President
 Date: 2020-07-24 16:11:00.0


QUARTERLY REPORT OF REVENUE AND OTHER RECEIPTS
As at the Quarter Ending June 30, 2020

Department : State Universities and Colleges (SUCs)
 Agency : Visayas State University
 Operating Unit : < not applicable >
 Organization Code : 08 083 0000000
 Fund Cluster : 07 - Trust Receipts

Classification/Sources of Revenue and Other Receipts	UACS CODE	REVENUE TARGET (Annual) per BESF	Actual Revenue and Other Receipts Collections					Cumulative Remittance/Deposits to Date			Variance		Remarks
			1st Quarter Ending March 31	2nd Quarter Ending June 30	3rd Quarter Ending Sept. 30	4th Quarter Ending Dec. 31	Total	Remittance to BTr	Deposited with AGDB	TOTAL	Amount	%	
1	2	3	4	5	6	7	8=[(6+(-)7)-8+9]	9	10	11=(9+10)	12=(8-3)	13=(12/3)	14
Trust Receipts		150,365,000.00	20,806,851.08	59,496,995.57	0.00	0.00	80,303,846.63	0.00	80,303,846.63	80,303,846.63	(70,061,153.37)		-47 %
Inter-Agency Transferred Funds (IATF) Deposited with the National Treasury		150,365,000.00	14,139,894.89	58,296,925.47	0.00	0.00	72,436,820.16	0.00	72,436,820.16	72,436,820.16	(77,928,179.84)		-52 %
Due to NGAs		150,365,000.00	14,139,894.89	58,296,925.47	0.00	0.00	72,436,820.16	0.00	72,436,820.16	72,436,820.16	(77,928,179.84)		-52 %
Trust Receipts Deposited with Authorized Government Depository Banks (AGDB)		0.00	6,866,956.37	1,200,070.10	0.00	0.00	7,867,026.47	0.00	7,867,026.47	7,867,026.47	7,867,026.47		0 %
Trust Liabilities		0.00	6,866,956.37	1,200,070.10	0.00	0.00	7,867,026.47	0.00	7,867,026.47	7,867,026.47	7,867,026.47		0 %
TOTAL		150,365,000.00	20,806,851.08	59,496,995.57	0.00	0.00	80,303,846.63	0.00	80,303,846.63	80,303,846.63	(70,061,153.37)		-47 %

Certified Correct:

 ERLINDA S. ESGUERRA
 Chief Accountant
 Date: 2020-07-24 16:03:26.0

Recommending Approval:

 LOUELLA C. AMPAC
 Director for Finance
 Date: 2020-07-24 16:10:00.0

Approved By:

 EDGARDO E. TULIN
 SUC President
 Date: 2020-07-24 16:11:00.0