


QUARTERLY REPORT OF REVENUE AND OTHER RECEIPTS  
As at the Quarter Ending September 30, 2019

Department : State Universities and Colleges (SUCs)  
Agency : Visayas State University  
Operating Unit : < not applicable >  
Organization Code : 08 083 000000  
Fund Cluster : 05 - Internally Generated Funds

Classification/Sources of Revenue and Other Receipts	UACS CODE	REVENUE TARGET (Annual) per BESF	Actual Revenue and Other Receipts Collections					Cumulative Remittance/Deposits to Date			Variance		Remarks	
			1st Quarter Ending March 31	2nd Quarter Ending June 30	3rd Quarter Ending Sept. 30	4th Quarter Ending Dec. 31	Total	Remittance to BTr	Deposited with AGDB	TOTAL	Amount	%		
1	2	3	4	5	6	7	8=([6+(-)-7]-8+9)	9	10	11=(9+10)	12=(8-3)	13=(12/3)	14	
Internally Generated Funds		196,050,000.00	90,128,720.95	31,996,209.21	12,794,352.81	0.00	134,919,282.97	0.00	134,802,167.61	134,802,167.61	(61,130,717.03)		-31 %	
Revenue Collections		196,050,000.00	90,128,720.95	31,996,209.21	12,794,352.81	0.00	134,919,282.97	0.00	134,802,167.61	134,802,167.61	(61,130,717.03)		-31 %	
Cash Revenue		196,050,000.00	85,983,705.02	22,964,817.74	12,283,683.09	0.00	121,232,205.85	0.00	121,232,205.85	121,232,205.85	(74,817,794.15)		-38 %	
Non-Tax		196,050,000.00	85,983,705.02	22,964,817.74	12,283,683.09	0.00	121,232,205.85	0.00	121,232,205.85	121,232,205.85	(74,817,794.15)		-38 %	
Tuition Fees	4020201001	142,408,000.00	75,100,511.44	13,801,691.03	3,659,651.34	0.00	92,561,853.81	0.00	92,561,853.81	92,561,853.81	(49,846,146.19)		-35 %	
Income from Other Sources	4020201003	53,642,000.00	8,204,212.68	7,546,458.71	6,468,794.14	0.00	22,219,465.53	0.00	22,219,465.53	22,219,465.53	(31,422,534.47)		-59 %	
Income from Hostels/Dormitories and other Like facilities	4020213000	0.00	2,678,980.90	1,616,868.00	2,155,237.61	0.00	6,450,886.51	0.00	6,450,886.51	6,450,886.51	6,450,886.51		0 %	
Cash Receipts		0.00	4,145,015.93	9,031,391.47	510,669.72	0.00	13,687,077.12	0.00	13,569,961.76	13,569,961.76	13,687,077.12		0 %	
Others		0.00	4,145,015.93	9,031,391.47	510,669.72	0.00	13,687,077.12	0.00	13,569,961.76	13,569,961.76	13,687,077.12		0 %	
Others	1040101099	0.00	4,145,015.93	9,031,391.47	510,669.72	0.00	13,687,077.12	0.00	13,569,961.76	13,569,961.76	13,687,077.12		0 %	
TOTAL		196,050,000.00	90,128,720.95	31,996,209.21	12,794,352.81	0.00	134,919,282.97	0.00	134,802,167.61	134,802,167.61	(61,130,717.03)		-31 %	

Certified Correct:  
  
ESGUERRA ERLINDA SACRO  
Section Chief, Accountant  
Date: 2019-10-21 14:39:07.0


Recommending Approval:  
  
AMPAC LOUELLA CHAN  
Chief, Financial and Management Division  
Date: 2019-09-04 11:29:37.0


Approved By:  
  
TULIN EDGARDO ESCUDRA  
SUC President  
Date: 2019-09-04 11:30:47.0


QUARTERLY REPORT OF REVENUE AND OTHER RECEIPTS  
As at the Quarter Ending September 30, 2019

Department : State Universities and Colleges (SUCs)  
Agency : Visayas State University  
Operating Unit : < not applicable >  
Organization Code : 08 083 0000000  
Fund Cluster : 06 - Business Related Funds

Classification/Sources of Revenue and Other Receipts	UACS CODE	REVENUE TARGET (Annual) per BESF	Actual Revenue and Other Receipts Collections					Cumulative Remittance/Deposits to Date			Variance		Remarks
			1st Quarter Ending March 31	2nd Quarter Ending June 30	3rd Quarter Ending Sept. 30	4th Quarter Ending Dec. 31	Total	Remittance to BTr	Deposited with AGDB	TOTAL	Amount	%	
1	2	3	4	5	6	7	8=([6+(-)7]-8+9)	9	10	11=(9+10)	12=(8-3)	13=(12/3)	14
Business Related Funds		32,488,000.00	7,442,018.02	10,319,971.70	8,549,071.03	0.00	26,311,060.75	0.00	25,993,364.75	25,993,364.75	(6,176,939.25)	-19 %	
Revenue Collections		32,488,000.00	7,442,018.02	10,319,971.70	8,549,071.03	0.00	26,311,060.75	0.00	25,993,364.75	25,993,364.75	(6,176,939.25)	-19 %	
Cash Revenue		32,488,000.00	7,442,018.02	10,319,971.70	8,549,071.03	0.00	26,311,060.75	0.00	25,993,364.75	25,993,364.75	(6,176,939.25)	-19 %	
Non-Tax		32,488,000.00	7,442,018.02	10,319,971.70	8,549,071.03	0.00	26,311,060.75	0.00	25,993,364.75	25,993,364.75	(6,176,939.25)	-19 %	
Other Business Income	4020290099	32,488,000.00	7,442,018.02	10,319,971.70	8,549,071.03	0.00	26,311,060.75	0.00	25,993,364.75	25,993,364.75	(6,176,939.25)	-19 %	
TOTAL		32,488,000.00	7,442,018.02	10,319,971.70	8,549,071.03	0.00	26,311,060.75	0.00	25,993,364.75	25,993,364.75	(6,176,939.25)	-19 %	

Certified Correct:  
  
ESGUERRA BRILINDA SACRO  
Section Chief Accountant  
Date: 2019-10-21 14:39:07.0


Recommending Approval:  
  
AMPAC LOUELLA CHAN  
Chief, Financial and Management Division  
Date: 2019-09-04 11:29:37.0


Approved By:  
  
TULIN EDGARDO ESCUDRA  
SUC President  
Date: 2019-09-04 11:30:47.0

QUARTERLY REPORT OF REVENUE AND OTHER RECEIPTS  
As at the Quarter Ending September 30, 2019

Department : State Universities and Colleges (SUCs)  
Agency : Visayas State University  
Operating Unit : < not applicable >  
Organization Code : 08 083 0000000  
Fund Cluster : 07 - Trust Receipts

Classification/Sources of Revenue and Other Receipts	UACS CODE	REVENUE TARGET (Annual) per BESF	Actual Revenue and Other Receipts Collections					Cumulative Remittance/Deposits to Date			Variance		Remarks
			1st Quarter Ending March 31	2nd Quarter Ending June 30	3rd Quarter Ending Sept. 30	4th Quarter Ending Dec. 31	Total	Remittance to BTr	Deposited with AGDB	TOTAL	Amount	%	
1	2	3	4	5	6	7	8=[(6+(-)7)-8+9]	9	10	11=(9+10)	12=(8-3)	13=(12/3)	14
Trust Receipts		141,515,000.00	33,921,922.67	39,231,547.94	18,981,970.05	0.00	92,135,440.66	0.00	92,128,120.66	92,128,120.66	(49,379,559.34)	-35 %	
Due to NGAs		0.00	0.00	0.00	17,212,324.27	0.00	17,212,324.27	0.00	17,212,324.27	17,212,324.27	0.00	0 %	
Trust Liabilities		0.00	0.00	0.00	1,769,645.78	0.00	1,769,645.78	0.00	1,762,325.78	1,762,325.78	1,769,645.78	0 %	
Due to NGAs		141,515,000.00	28,285,957.67	35,584,892.02	0.00	0.00	63,870,849.69	0.00	63,870,849.69	63,870,849.69	(77,644,150.31)	-55 %	
Trust Liabilities		0.00	5,635,965.00	3,646,655.92	0.00	0.00	9,282,620.92	0.00	9,282,620.92	9,282,620.92	0.00	0 %	
<b>TOTAL</b>		141,515,000.00	33,921,922.67	39,231,547.94	18,981,970.05	0.00	92,135,440.66	0.00	92,128,120.66	92,128,120.66	(49,379,559.34)	-35 %	

Certified Correct:  
  
ESGUERRA ERLINDA SACRO  
Section Chief Accountant  
Date: 2019-10-21 14:39:07.0

Recommending Approval:  
  
AMERIC LOUELLA CHAN  
Chief, Financial and Management Division  
Date: 2019-09-04 11:29:37.0

Approved By:  
  
TULIN EDGARDO ESCUADRA  
SUC President  
Date: 2019-09-04 11:30:47.0