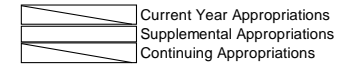



STATEMENT OF APPROPRIATIONS, ALLOTMENTS, OBLIGATIONS, DISBURSEMENTS AND BALANCES
As of the Quarter Ending June 30, 2014



Agency : VISAYAS STATE UNIVERSITY
Operating Unit : State Universities & Colleges
Organization Code (UACS) : 08 083 00 00000
Funding Source Code : General Fund

Particulars	UACS Code	Appropriations			Allotments					Current Year Obligations					Current Year Disbursements					Balances			
		Authorized Appropriation	Adjusted Appropriations	Adjusted Total Appropriations	Allotments Received	Adjustments (Withdrawal/Realignment)	Transfer To	Transfer From	Adjusted Total Allotments	1st Quarter ending March 31	2nd Quarter ending June 30	3rd Quarter ending Sept. 30	4th Quarter ending Dec. 31	Total	1st Quarter ending March 31	2nd Quarter ending June 30	3rd Quarter ending Sept. 30	4th Quarter ending Dec. 31	Total	Unreleased Appropriation	Unobligated Allotment	Due and Demandable	Not Yet Due and Demandable
1	2	3	4	5=(3+4)	6	7	8	9	10=[(6+(-7))-8+9]	11	12	13	14	15=(11+12+13+14)	16	17	18	19	20=(16+17+18+19)	21=(5-10)	22=(10-15)	23	24
I. AGENCY SPECIFIC BUDGET	1 01 101																						
General Administration and Support	100000000																						
General Administration and Supervision	100010000																						
PS		56,551,000.00	56,551,000.00	56,551,000.00					56,551,000.00	13,621,802.11	15,412,226.41			29,034,028.52	13,599,829.01	15,431,618.48			29,031,447.49	-	27,516,971.48	2,581.03	-
MOOE		24,445,000.00	24,445,000.00	24,445,000.00					24,445,000.00	6,287,736.16	7,507,152.41			13,794,888.57	5,828,741.19	6,969,708.02			12,798,449.21	-	10,650,111.43	559,766.68	436,672.68
Fin. Exp. (if applicable)																							
CO																							
Support to Operations	200000000																						
Auxiliary Services	200010000																						
PS		12,710,000.00	12,710,000.00	12,710,000.00					12,710,000.00	2,742,627.60	3,357,606.58			6,100,234.18	2,742,400.47	3,357,606.61			6,100,007.08	-	6,609,765.82	227.10	-
MOOE		2,182,000.00	2,182,000.00	2,182,000.00					2,182,000.00	423,272.92	141,451.91			564,724.83	394,952.09	143,794.64			538,746.73	-	1,617,275.17	4,466.00	21,512.10
Fin. Exp. (if applicable)																							
CO																							
Operations	300000000																						
MFO 1: Higher Education Services	301000000																						
Provision of Higher Educ. Services including P19,150,000 for Scholarships	301010000																						
PS		181,518,000.00	181,518,000.00	181,518,000.00					181,518,000.00	43,871,374.55	51,970,743.42			95,842,117.97	43,815,053.49	51,367,449.96			95,182,503.45	-	85,675,882.03	659,614.52	-
MOOE		50,282,000.00	50,282,000.00	50,282,000.00					50,282,000.00	5,399,407.36	7,594,958.22			12,994,365.58	4,781,362.98	7,287,768.77			12,069,131.75	-	37,287,634.42	99,164.30	826,069.53
Fin. Exp. (if applicable)																							
CO																							
MFO 2: Advanced Education Services	302000000																						
Provision of Advanced Education Services	302010000																						
PS		5,673,000.00	5,673,000.00	5,673,000.00					5,673,000.00	1,333,736.52	1,521,226.03			2,854,962.55	1,333,736.52	1,502,485.96			2,836,222.48	-	2,818,037.45	18,740.07	-
MOOE		2,547,000.00	2,547,000.00	2,547,000.00					2,547,000.00	718,988.75	197,953.70			916,942.45	700,400.15	136,913.76			837,313.91	-	1,630,057.55	20,379.54	59,249.00
Fin. Exp. (if applicable)																							
CO																							
MFO 3: Research Services	303000000																						
Conduct of Research Services	303010000																						
PS		25,846,000.00	25,846,000.00	25,846,000.00					25,846,000.00	6,112,400.13	7,168,371.33			13,280,771.46	6,110,834.27	7,099,706.47			13,210,540.74	-	12,565,228.54	70,230.72	-
MOOE		19,106,000.00	19,106,000.00	19,106,000.00					19,106,000.00	1,853,266.44	4,364,497.75			6,217,764.19	1,692,708.28	4,161,208.65			5,853,916.93	-	12,888,235.81	127,269.80	236,577.46
Fin. Exp. (if applicable)																							
CO																							
MFO 4: Technical Advisory Extension Services	304000000																						
Provision of Extension Services	304010000																						
PS		6,868,000.00	6,868,000.00	6,868,000.00					6,868,000.00	1,527,525.40	1,857,118.36			3,384,643.76	1,524,225.40	1,828,281.81			3,352,507.21	-	3,483,356.24	32,136.55	-
MOOE		5,012,000.00	5,012,000.00	5,012,000.00					5,012,000.00	934,334.09	389,927.80			1,324,261.89	924,583.14	345,523.85			1,270,106.99	-	3,687,738.11	9,367.00	44,787.90
Fin. Exp. (if applicable)																							
CO																							
Locally-Funded Projs.	400000000																						
PS																							
MOOE																							
Fin. Exp. (if applicable)																							
CO		116,001,918.00	116,001,918.00	116,001,918.00					116,001,918.00	1,200,000.00	-			1,200,000.00	1,200,000.00				1,200,000.00	-	114,801,918.00		
Land Improvements		2,200,000.00	2,200,000.00	2,200,000.00					2,200,000.00	1,200,000.00	-			1,200,000.00	1,200,000.00				1,200,000.00	-	1,000,000.00		
Bldg. Structure Outlay		113,801,918.00	113,801,918.00	113,801,918.00					113,801,918.00											-	113,801,918.00		
Foreign-Assisted Project(s)																							
PS																							
MOOE																							
Fin. Exp. (if applicable)																							
CO																							
Sub-Total, AGENCY SPECIFIC BUDGET																							
PS		289,166,000.00	289,166,000.00	289,166,000.00					289,166,000.00	69,209,466.31	81,287,292.13			150,496,758.44	69,126,079.16	80,587,149.29			149,713,228.45	-	138,669,241.56	783,529.99	0.00


STATEMENT OF APPROPRIATIONS, ALLOTMENTS, OBLIGATIONS, DISBURSEMENTS AND BALANCES
As of the Quarter Ending June 30, 2014


 Current Year Appropriations
 Supplemental Appropriations
 Continuing Appropriations

Agency : VISAYAS STATE UNIVERSITY
 Operating Unit : State Universities & Colleges
 Organization Code (UACS) : 08 083 00 00000
 Funding Source Code : General Fund





Particulars	UACS Code	Appropriations			Allotments					Current Year Obligations					Current Year Disbursements				Balances				
		Authorized Appropriation	Adjusted Appropriations	Allotments Received	Adjustments (With/Without/Realignment)	Transfer To	Transfer From	Adjusted Total Allotments	1st Quarter ending March 31	2nd Quarter ending June 30	3rd Quarter ending Sept. 30	4th Quarter ending Dec. 31	Total	1st Quarter ending March 31	2nd Quarter ending June 30	3rd Quarter ending Sept. 30	4th Quarter ending Dec. 31	Total	Unreleased Appropriation	Unobligated Allotment	Due and Demandable	Not Yet Due and Demandable	
1	2	3	4	5=(3+4)	6	7	8	9	10=[(6+(-)7)-8+9]	11	12	13	14	15=(11+12+13+14)	16	17	18	19	20=(16+17+18+19)	21=(5-10)	22=(10-15)	23	24
MOOE		103,574,000.00	103,574,000.00	103,574,000.00					103,574,000.00	15,617,005.72	20,195,941.79			35,812,947.51	14,322,747.83	19,044,917.69			33,367,665.52	-	67,761,052.49	820,413.32	1,624,868.67
Fin. Exp. (if applicable)		-	-	-					-	-	-			-	-	-			-	-	-	-	-
CO		116,001,918.00	116,001,918.00	116,001,918.00					116,001,918.00	1,200,000.00	-			1,200,000.00	1,200,000.00	-			1,200,000.00	-	114,801,918.00	-	-
II. AUTOMATIC APPROPRIATIONS																							
Retirement and Life Insurance Premium	104102																						
PS		26,780,270.00	26,780,270.00	26,780,270.00					26,780,270.00	6,366,361.29	6,908,367.99			13,274,729.28	6,366,361.29	6,908,367.99			13,274,729.28	-	13,505,540.72	-	-
MOOE		-	-	-					-	-	-			-	-	-			-	-	-	-	-
Fin. Exp. (if applicable)		-	-	-					-	-	-			-	-	-			-	-	-	-	-
CO		-	-	-					-	-	-			-	-	-			-	-	-	-	-
Sub-Total, Automatic Appropriations																							
PS		26,780,270.00	26,780,270.00	26,780,270.00					26,780,270.00	6,366,361.29	6,908,367.99			13,274,729.28	6,366,361.29	6,908,367.99			13,274,729.28	-	13,505,540.72	-	-
MOOE		-	-	-					-	-	-			-	-	-			-	-	-	-	-
Fin. Exp. (if applicable)		-	-	-					-	-	-			-	-	-			-	-	-	-	-
CO		-	-	-					-	-	-			-	-	-			-	-	-	-	-
III. SPECIAL PURPOSE FUNDS																							
Miscellaneous Personnel Benefits Fund	101406																						
PS		11,791,595.00	11,791,595.00	11,791,595.00					11,791,595.00	-	5,957,348.00			5,957,348.00	-	5,957,348.00			5,957,348.00	-	5,834,247.00	-	-
Pension and Gratuity Fund / Retirement Benefits Fund																							
PS		3,707,530.00	3,707,530.00	3,707,530.00					3,707,530.00	1,477,337.57	2,103,372.33			3,580,709.90	1,477,337.57	2,103,372.33			3,580,709.90	-	126,820.10	-	-
Priority Development Assistance Fund																							
MOOE		-	-	-					-	-	-			-	-	-			-	-	-	-	-
Others (please specify)																							
Sub-Total, Special Purpose Fund																							
PS		15,499,125.00	15,499,125.00	15,499,125.00					15,499,125.00	1,477,337.57	8,060,720.33			9,538,057.90	1,477,337.57	8,060,720.33			9,538,057.90	-	5,961,067.10	-	-
MOOE		-	-	-					-	-	-			-	-	-			-	-	-	-	-
Fin. Exp. (if applicable)		-	-	-					-	-	-			-	-	-			-	-	-	-	-
CO		-	-	-					-	-	-			-	-	-			-	-	-	-	-
TOTAL																							
PS		331,445,395.00	331,445,395.00	331,445,395.00					331,445,395.00	77,053,165.17	96,256,380.45			173,309,545.62	76,969,778.02	95,556,237.61			172,526,015.63	-	158,135,849.38	783,529.99	0.00
MOOE		103,574,000.00	103,574,000.00	103,574,000.00					103,574,000.00	15,617,005.72	20,195,941.79			35,812,947.51	14,322,747.83	19,044,917.69			33,367,665.52	-	67,761,052.49	820,413.32	1,624,868.67
Fin. Exp. (if applicable)		-	-	-					-	-	-			-	-	-			-	-	-	-	-
CO		116,001,918.00	116,001,918.00	116,001,918.00					116,001,918.00	1,200,000.00	-			1,200,000.00	1,200,000.00	-			1,200,000.00	-	114,801,918.00	-	-
		551,021,313.00	551,021,313.00	551,021,313.00					551,021,313.00	93,870,170.89	116,452,322.24			210,322,493.13	92,492,525.85	114,601,155.30	-		207,093,681.15	-	340,698,819.87	1,603,943.31	1,624,868.67
Add:																							
Continuing Appro.																							
MOOE		876,342.21	876,342.21	876,342.21					876,342.21	134,446.32	262,461.40			396,907.72	105,003.32	191,224.40			296,227.72	-	479,434.49	680.00	100,000.00
CO		489,349.84	489,349.84	489,349.84					489,349.84	468,750.00	-			468,750.00	-	-			-	-	20,599.84	468,750.00	-
		1,365,692.05	1,365,692.05	1,365,692.05					1,365,692.05	603,196.32	262,461.40			865,657.72	105,003.32	191,224.40			296,227.72	-	500,034.33	469,430.00	100,000.00
GRAND TOTAL		552,387,005.05	552,387,005.05	552,387,005.05					552,387,005.05	94,473,367.21	116,714,783.64			211,188,150.85	92,597,529.17	114,792,379.70			207,389,908.87	-	341,198,854.20	2,073,373.31	1,724,868.67
Recapitulation by MFO:																							
MFO 1		231,800,000.00	231,800,000.00	231,800,000.00					231,800,000.00	49,270,781.91	59,565,701.64			108,836,483.55	48,596,416.47	58,655,218.73			107,251,635.20	-	122,963,516.45	562,347.71	1,022,500.64
MFO 2		8,220,000.00	8,220,000.00	8,220,000.00					8,220,000.00	2,052,725.27	1,719,179.73			3,771,905.00	2,034,136.67	1,639,399.72			3,673,536.39	-	4,448,095.00	39,119.61	59,249.00
MFO 3		44,952,000.00	44,952,000.00	44,952,000.00					44,952,000.00	7,965,666.57	11,532,869.08			19,498,535.65	7,803,542.55	11,260,915.12			19,064,457.67	-	25,453,464.35	197,500.52	236,577.46
MFO 4		11,880,000.00	11,880,000.00	11,880,000.00					11,880,000.00	2,461,859.49	2,247,046.16			4,708,905.65	2,448,808.54	2,173,805.66			4,622,614.20	-	7,171,094.35	41,503.55	44,787.90
OF WHICH:																							
Major Programs/Projects																							

STATEMENT OF APPROPRIATIONS, ALLOTMENTS, OBLIGATIONS, DISBURSEMENTS AND BALANCES
As of the Quarter Ending June 30, 2014


 Current Year Appropriations
 Supplemental Appropriations
 Continuing Appropriations

Agency : VISAYAS STATE UNIVERSITY
 Operating Unit : State Universities & Colleges
 Organization Code (UACS) : 08 083 00 00000
 Funding Source Code : General Fund

Particulars	UACS Code	Appropriations			Allotments				Current Year Obligations					Current Year Disbursements				Balances					
		Authorized Appropriation	Adjusted Appropriations	Adjusted Total Appropriations	Allotments Received	Adjustments (Withdrawal/Realignment)	Transfer To	Transfer From	Adjusted Total Allotments	1st Quarter ending March 31	2nd Quarter ending June 30	3rd Quarter ending Sept. 30	4th Quarter ending Dec. 31	Total	1st Quarter ending March 31	2nd Quarter ending June 30	3rd Quarter ending Sept. 30	4th Quarter ending Dec. 31	Total	Unreleased Appropriation	Unobligated Allotment	Unpaid Obligations	
1	2	3	4	5=(3+4)	6	7	8	9	10=[(6+(-)7)-8+9]	11	12	13	14	15=(11+12+13+14)	16	17	18	19	20=(16+17+18+19)	21=(5-10)	22=(10-15)	23	24
KRA No. 2 - Poverty Reduction and Empowerment of the Poor and the Vulnerable		233,977,400.00		233,977,400.00	233,977,400.00				233,977,400.00	50,373,377.34	64,463,811.15			114,837,188.49	49,901,321.53	63,826,473.11			113,727,794.64				

Certified Correct:  ANITA G. GODOY Budget Officer Date:	Certified Correct:  ERLINDA S. ESGUERRA Chief Accountant Date:	Recommending Approval:  LOUELLA C. AMPAC OIC, Director for Finance Date:	Approved By:  JOSE L. BACUSMO President Date:
---	--	--	---