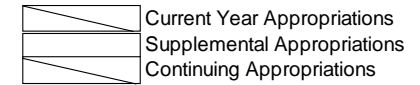


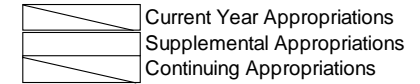
STATEMENT OF APPROPRIATIONS, ALLOTMENTS, OBLIGATIONS, DISBURSEMENTS AND BALANCES
As of the Quarter Ending March 31, 2014



Agency : VISAYAS STATE UNIVERSITY
 Operating Unit : State Universities & Colleges
 Organization Code (UACS) : 08 083 00 00000
 Funding Source Code : General Fund

Particulars	UACS Code	Appropriations			Allotments				Current Year Obligations					Current Year Disbursements				Balances					
		Authorized Appropriation	Adjustments	Adjusted Appropriations	Allotments Received	Adjustments (Withdrawals)	Transfer To	Transfer From	Adjusted Total Allotments	1st Quarter ending March 31	2nd Quarter ending June 30	3rd Quarter ending Sept. 30	4th Quarter ending Dec. 31	Total	1st Quarter ending March 31	2nd Quarter ending June 30	3rd Quarter ending Sept. 30	4th Quarter ending Dec. 31	Total	Unreleased Appropriation	Unobligated Allotment	Due and Demandable	Not Yet Due and Demandable
1	2	3	4	5=(3+4)	6	7	8	9	10=[(6+(-)7)-8+9]	11	12	13	14	15=(11+12+13+14)	16	17	18	19	20=(16+17+18+19)	21=(5-10)	22=(10-15)	23	24
SUMMARY																							
A. AGENCY SPECIFIC BUDGET																							
Personnel Services	50100000 00	289,166,000.00		289,166,000.00	289,166,000.00				289,166,000.00	69,209,466.31				69,209,466.31	69,126,079.16				69,126,079.16	-	138,669,241.56	83,387.15	-
Salaries and Wages																							
Salaries and Wages - Regular	50101000 00	213,761,000.00		213,761,000.00	213,761,000.00				213,761,000.00	54,660,689.07				54,660,689.07	54,582,395.94				54,582,395.94	-	159,100,310.93	78,293.13	-
Basic Salary-Civilian	50101000 01																						
Basic Pay-Military/Uniformed Personnel	50101000 02																						
Salaries and Wages - Contractual	50101020 00	21,953,000.00		21,953,000.00	21,953,000.00				21,953,000.00	4,492,000.65				4,492,000.65	4,490,026.64				4,490,026.64	-	17,460,999.35	1,974.01	-
Other Compensation	50102000 00																						
Personnel Economic Relief Allowance (PERA)	50102010 00																						
PERA-Civilian	50102010 01	18,120,000.00		18,120,000.00	18,120,000.00				18,120,000.00	4,504,933.03				4,504,933.03	4,504,733.02				4,504,733.02	-	13,615,066.97	200.01	-
PERA-Military/Uniformed Personnel	50102010 02																						
Representation Expenses	50102020 00	252,000.00		252,000.00	252,000.00				252,000.00	63,000.00				63,000.00	63,000.00				63,000.00	-	189,000.00	-	-
Transportation Expenses	50102030 00	252,000.00		252,000.00	252,000.00				252,000.00	63,000.00				63,000.00	63,000.00				63,000.00	-	189,000.00	-	-
Transportation Expenses	50102030 01																						
RATA of Sectoral Representatives	50102030 02																						
Clothing/Uniform Allowance	50102040 00	3,775,000.00		3,775,000.00	3,775,000.00				3,775,000.00	2,494,000.00				2,494,000.00	2,494,000.00				2,494,000.00	-	1,281,000.00	-	-
Magna Carta for Public Health Workers																							
Subsistence Allowance	50102050 00	895,000.00		895,000.00	895,000.00				895,000.00					-	-				-	-	895,000.00	-	-
Laundry Allowance	50102060 00																						
Hazard Pay	50102110 00									65,595.00				65,595.00	65,475.00				65,475.00	-	(65,595.00)	120.00	-
Performance Incentive Benefits	50102080 00	1,510,000.00		1,510,000.00	1,510,000.00				1,510,000.00	1,487,500.05				1,487,500.05	1,487,500.05				1,487,500.05	-	22,499.95	-	-
Performance Enhancement Incentive																							
Honoraria	50102100 00	2,629,000.00		2,629,000.00	2,629,000.00				2,629,000.00	273,690.00				273,690.00	271,890.00				271,890.00	-	2,355,310.00	1,800.00	-
Longevity Pay	50102120 00																						
Overtime and Night Pay	50102130 00									7,000.00				7,000.00	6,000.00				6,000.00	-	(7,000.00)	1,000.00	-
Cash Gift	50102150 00	3,775,000.00		3,775,000.00	3,775,000.00				3,775,000.00					-	-				-	-	3,775,000.00	-	-
Year-End Bonus	50102140 00	17,813,000.00		17,813,000.00	17,813,000.00				17,813,000.00					-	-				-	-	17,813,000.00	-	-
Magna Carta for Public Health Workers																							
Step Increment	50102120 00	534,000.00		534,000.00	534,000.00				534,000.00	29,280.00				29,280.00	29,280.00				29,280.00	-	504,720.00	-	-
Retirement and Life Insurance Premiums	50103010 00																						
Pag-ibig Contribution	50103020 00	905,000.00		905,000.00	905,000.00				905,000.00	225,180.00				225,180.00	225,180.00				225,180.00	-	679,820.00	-	-
Phil Health Contribution	50103030 00	2,089,000.00		2,089,000.00	2,089,000.00				2,089,000.00	522,887.50				522,887.50	522,887.50				522,887.50	-	1,566,112.50	-	-
ECIP Contribution	50103040 00	903,000.00		903,000.00	903,000.00				903,000.00	227,936.77				227,936.77	227,936.77				227,936.77	-	675,063.23	-	-
Pension Benefits	50104010 00																						
Retirement Gratuity	50104020 00																						
Terminal Leave Benefits	50104030 00																						
Other Personnel Benefits - PBB																							
Other Personnel Benefits - Loyalty																							
Other Personnel Benefits - Monetization										92,774.24				92,774.24	92,774.24				92,774.24	-	(92,774.24)	-	-
Maintenance & Other Operating Expense	50200000 00	103,574,000.00		103,574,000.00	103,574,000.00				103,574,000.00	15,617,005.72				15,617,005.72	14,322,747.83				14,322,747.83	-	87,956,994.28	937,078.02	357,179.87
Travelling Expenses	50201000 00																						
Travelling Expenses - Local	50201010 00	7,321,000.00		7,321,000.00	7,321,000.00				7,321,000.00	611,757.53				611,757.53	585,808.17				585,808.17	-	6,709,242.47	25,949.36	-
Travelling Expenses - Foreign	50201020 00																						
Training & Scholarship Expenses																							
Training Expenses	50202010 00	3,780,000.00		3,780,000.00	3,780,000.00				3,780,000.00	129,134.00				129,134.00	28,488.00				28,488.00	-	3,650,866.00	100,646.00	-
Scholarship/Grants Expenses	50202020 00	19,150,000.00		19,150,000.00	19,150,000.00				19,150,000.00	1,227,195.76				1,227,195.76	991,610.76				991,610.76	-	17,922,804.24	235,585.00	-
Supplies and Materials Expenses																							
Office Supplies Expenses	50203010 00	10,480,000.00		10,480,000.00	10,480,000.00				10,480,000.00	1,068,747.06				1,068,747.06	662,051.44				662,051.44	-	9,411,252.94	132,660.25	274,035.37
Accountable Forms Expenses	50203020 00									10,910.00				10,910.00	10,910.00				10,910.00	-	(10,910.00)	-	-
Non-Accountable Forms Expenses	50203030 00									100.00				100.00	100.00				100.00	-	(100.00)	-	-

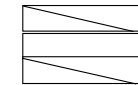
STATEMENT OF APPROPRIATIONS, ALLOTMENTS, OBLIGATIONS, DISBURSEMENTS AND BALANCES
As of the Quarter Ending March 31, 2014



Agency : VISAYAS STATE UNIVERSITY
 Operating Unit : State Universities & Colleges
 Organization Code (UACS) : 08 083 00 00000
 Funding Source Code : General Fund

Particulars	UACS Code	Appropriations			Allotments				Current Year Obligations					Current Year Disbursements				Balances					
		Authorized Appropriation	Adjustments	Adjusted Appropriations	Allotments Received	Adjustments (W/abroad)	Transfer To	Transfer From	Adjusted Total Allotments	1st Quarter ending March 31	2nd Quarter ending June 30	3rd Quarter ending Sept. 30	4th Quarter ending Dec. 31	Total	1st Quarter ending March 31	2nd Quarter ending June 30	3rd Quarter ending Sept. 30	4th Quarter ending Dec. 31	Total	Unreleased Appropriation	Unobligated Allotment	Unpaid Obligations	
																						Due and Demandable	Not Yet Due and Demandable
1	2	3	4	5=(3+4)	6	7	8	9	10=[(6+(-)7)-8+9]	11	12	13	14	15=(11+12+13+14)	16	17	18	19	20=(16+17+18+19)	21=(5-10)	22=(10-15)	23	24
Animal/Zoological Supplies Expenses	50203040 00									1,875.00				1,875.00	1,875.00				1,875.00	-	(1,875.00)		-
Medical, Dental & Lab. Supplies Exp.	50203080 00																						-
Gas, Oil & Lubricants	50203090 00	3,864,000.00		3,864,000.00	3,864,000.00				3,864,000.00	1,075,393.58				1,075,393.58	1,020,513.52				1,020,513.52	-	2,788,606.42	54,880.06	
Agricultural Supplies Expenses	50203100 00																						
Textbook & Instruction Mat. Supplies	50203110 00	1,880,000.00		1,880,000.00	1,880,000.00				1,880,000.00													1,880,000.00	
Other Supplies	50203990 00									115,464.83				115,464.83	112,190.91				112,190.91	-	(115,464.83)	3,273.92	
Utility Expenses																							
Water Expenses	50204010 00	46,000.00		46,000.00	46,000.00				46,000.00	-				-								46,000.00	
Electricity Expenses	50204020 00	14,445,000.00		14,445,000.00	14,445,000.00				14,445,000.00	4,431,025.65				4,431,025.65	4,431,025.65				4,431,025.65	-	10,013,974.35		
Cooking Gas Expenses	50203990 00																						
Communication Expenses																							
Postage & Deliveries	50205010 00	421,000.00		421,000.00	421,000.00				421,000.00	111,475.90				111,475.90	111,050.90				111,050.90	-	309,524.10	425.00	
Telephone Expenses - Landline	50205020 00	2,372,000.00		2,372,000.00	2,372,000.00				2,372,000.00	32,144.67				32,144.67	28,096.93				28,096.93	-	2,339,855.33	4,047.74	
Telephone Expenses - Mobile	50205020 00																						
Internet Expenses	50205030 00																						
Cable, Satellite, Telegraph & Radio Exp.	50205040 00									532.00				532.00	532.00				532.00	-	(532.00)		
Membership Dues & Contributions to Org.	50209060 00	89,000.00		89,000.00	89,000.00				89,000.00	35,748.00				35,748.00	35,748.00				35,748.00	-	53,252.00		
Awards and Indemnities	50206010 00																						
Advertising Expenses	50209010 00	47,000.00		47,000.00	47,000.00				47,000.00	5,760.00				5,760.00	5,760.00				5,760.00	-	41,240.00		
Printing & Binding Expenses	50209020 00	1,503,000.00		1,503,000.00	1,503,000.00				1,503,000.00	93,271.00				93,271.00	16,446.00				16,446.00	-	1,409,729.00	76,825.00	
Rent/Lease Expenses	50209050 00																						
Representation Expenses	50209030 00	2,113,000.00		2,113,000.00	2,113,000.00				2,113,000.00	736,000.00				736,000.00	736,000.00				736,000.00	-	1,377,000.00		
Transportation & Delivery Expenses	50209040 00																						
Subscription Expenses	50209070 00	786,000.00		786,000.00	786,000.00				786,000.00	4,680.00				4,680.00	4,290.00				4,290.00	-	781,320.00	390.00	
Survey, Research & Development	50207010 00																						
Professional Services																							
Legal Services	50211010 00	81,000.00		81,000.00	81,000.00				81,000.00	25,530.00				25,530.00	25,530.00				25,530.00	-	55,470.00		
Auditing Services	50211020 00	200,000.00		200,000.00	200,000.00				200,000.00													200,000.00	
Consultancy Services	50211030 00																						
Environment/Sanitary Services	50212010 00																						
General Services	50212990 00	10,271,000.00		10,271,000.00	10,271,000.00				10,271,000.00	2,461,092.60				2,461,092.60	2,393,797.60				2,393,797.60	-	7,809,907.40	67,295.00	
Labor and Wages (Student Labor)	50216010 00	2,890,000.00		2,890,000.00	2,890,000.00				2,890,000.00	205,447.92				205,447.92	198,410.42				198,410.42	-	2,684,552.08	7,037.50	
Repairs & Maintenance Land Improvements																							
R&M-Land Improvement	50213020 00	2,564,000.00		2,564,000.00	2,564,000.00				2,564,000.00	664,320.00				664,320.00	565,565.00				565,565.00	-	1,899,680.00	98,755.00	
Buildings	50213040 00																						
R&M-Office Buildings	50213040 01																						
R&M-School Buildings	50213040 02	13,771,000.00		13,771,000.00	13,771,000.00				13,771,000.00	205,358.10				205,358.10	161,502.50				161,502.50	-	13,565,641.90	43,855.60	
R&M-Other Structures																							
Office Equipment, Furniture and Fixtures	50213050 00																						
R&M-Office Equipment	50213050 01	516,000.00		516,000.00	516,000.00				516,000.00	1,232,768.00				1,232,768.00	1,187,828.00				1,187,828.00	-	(716,768.00)	44,940.00	
R&M-Furniture and Fixtures	50213050 02																						
R&M-IT Equipment																							
Machinery and Equipment	50213050 00																						
R&M-Machinery	50213050 01	2,377,000.00		2,377,000.00	2,377,000.00				2,377,000.00													2,377,000.00	
R&M-Communication Equipment																							
R&M-Firefighting Equipment																							
R&M-Hospital Equipment																							
R&M-Technical & Scientific Equipment																							
R&M-Other Machinery & Equipment																							
Transportation Equipment	50213060 00																						
R&M-Motor Vehicles	50213060 01	1,664,000.00		1,664,000.00	1,664,000.00				1,664,000.00	239,796.55				239,796.55	153,027.05				153,027.05	-	1,424,203.45	3,625.00	83,144.50
Other Property, Plant and Equipment																							

STATEMENT OF APPROPRIATIONS, ALLOTMENTS, OBLIGATIONS, DISBURSEMENTS AND BALANCES
As of the Quarter Ending March 31, 2014


 Current Year Appropriations
 Supplemental Appropriations
 Continuing Appropriations

Agency : VISAYAS STATE UNIVERSITY
 Operating Unit : State Universities & Colleges
 Organization Code (UACS) : 08 083 00 00000
 Funding Source Code : General Fund

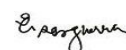
Particulars	UACS Code	Appropriations			Allotments				Current Year Obligations					Current Year Disbursements				Balances					
		Authorized Appropriation	Adjustments	Adjusted Appropriations	Allotments Received	Adjustments (Withdrawals)	Transfer To	Transfer From	Adjusted Total Allotments	1st Quarter ending March 31	2nd Quarter ending June 30	3rd Quarter ending Sept. 30	4th Quarter ending Dec. 31	Total	1st Quarter ending March 31	2nd Quarter ending June 30	3rd Quarter ending Sept. 30	4th Quarter ending Dec. 31	Total	Unreleased Appropriation	Unobligated Allotment	Due and Demandable	Not Yet Due and Demandable
1	2	3	4	5=(3+4)	6	7	8	9	10=[(6+(-)7)-8+9]	11	12	13	14	15=(11+12+13+14)	16	17	18	19	20=(16+17+18+19)	21=(5-10)	22=(10-15)	23	24
R&M-Property, Plant and Equipment	50213990 00									2,200.00				2,200.00	2,200.00				2,200.00	-	(2,200.00)		-
Confidential, Intelligence & Extraordinary																							
Extraordinary Expenses	50210030 00	412,000.00		412,000.00	412,000.00				412,000.00	94,980.00				94,980.00	94,980.00				94,980.00	-	317,020.00		-
Taxes, Insurance Prem. & Other Fees																							
Taxes, Duties & Licenses	50215010 00	491,000.00		491,000.00	491,000.00				491,000.00	30,154.98				30,154.98	30,154.98				30,154.98	-	460,845.02		-
Fidelity Bond Premiums	50215020 00	40,000.00		40,000.00	40,000.00				40,000.00											-	40,000.00		-
Insurance Expenses	50215030 00									547,295.60				547,295.60	547,295.60				547,295.60	-	(547,295.60)		-
Other Maintenance & Operating Expenses	50299990 00									216,846.99				216,846.99	179,959.40				179,959.40	-	(216,846.99)	36,887.59	
Financial Expenses																							
Mgmt. Supervision																							
Interest Expenses																							
Capital Outlays	50600000 00	2,200,000.00		2,200,000.00	2,200,000.00				2,200,000.00	1,200,000.00				1,200,000.00	1,200,000.00				1,200,000.00	-	1,000,000.00		
Land and Land Improvements																							
Land Improvements, etc		2,200,000.00		2,200,000.00	2,200,000.00				2,200,000.00	1,200,000.00				1,200,000.00	1,200,000.00				1,200,000.00	-	1,000,000.00		
Property, Plant & Equipment Outlay																							
Buildings and Other Structures Outlay	50604040 00																						
Buildings	50604040 01																						
II. AUTOMATIC APPROPRIATIONS		26,780,270.00		26,780,270.00	26,780,270.00				26,780,270.00	6,366,361.29				6,366,361.29	6,366,361.29				6,366,361.29	-	20,413,908.71		
Retirement and Life Insurance Premium	50103010 00	26,780,270.00		26,780,270.00	26,780,270.00				26,780,270.00	6,366,361.29				6,366,361.29	6,366,361.29				6,366,361.29	-	20,413,908.71		
Specific allotment class/object of expenditures																							
Customs Duties and Taxes																							
Specific allotment class/object of expenditures																							
III. SPECIAL PURPOSE FUNDS		13,268,936.00		13,268,936.00	13,268,936.00				13,268,936.00	1,477,337.57				1,477,337.57	1,477,337.57				1,477,337.57	-	11,791,598.43		
Miscellaneous Personnel Benefits Fund		11,791,595.00		11,791,595.00	11,791,595.00				11,791,595.00											-	11,791,595.00		
Specific allotment class/object of expenditures																							
Pension and Gratuity Fund / Retirement Benefits	50104030 00	1,477,341.00		1,477,341.00	1,477,341.00				1,477,341.00	1,477,337.57				1,477,337.57	1,477,337.57				1,477,337.57	-	3.43		
Specific allotment class/object of expenditures																							
TOTAL		436,354,898.05		436,354,898.05	436,354,898.05				436,354,898.05	94,473,367.21				94,473,367.21	92,597,529.17				92,597,529.17	-	260,594,238.71	1,518,658.17	357,179.87
Add:																							
Continuing Appro.																							
MOOE		876,342.21		876,342.21	876,342.21				876,342.21	134,446.32				134,446.32	105,003.32				105,003.32	-	741,895.89	29,443.00	
CO		489,349.84		489,349.84	489,349.84				489,349.84	468,750.00				468,750.00						-	20,599.84	468,750.00	
		1,365,692.05		1,365,692.05	1,365,692.05				1,365,692.05	603,196.32				603,196.32	105,003.32				105,003.32	-	762,495.73	498,193.00	
GRAND TOTAL		436,354,898.05		436,354,898.05	436,354,898.05				436,354,898.05	94,473,367.21				94,473,367.21	92,597,529.17				92,597,529.17	-	260,594,238.71	1,518,658.17	357,179.87

Certified Correct:


ANITA G. GODOY
 Budget Officer


Date:

Certified Correct:


ERLINDA S. ESGUERRA
 Chief Accountant


Date:

Recommending Approval:


LOUELLA C. AMPAC
 OIC, Director for Finance

Date:

Approved By:


JOSE L. BACUSMO
 President

Date: