

STATEMENT OF APPROVED BUDGET, UTILIZATIONS, DISBURSEMENTS AND BALANCES  
As of the Quarter Ending June 30, 2014

Agency : VISAYAS STATE UNIVERSITY  
Operating Unit : State Universities & Colleges  
Organization Code (UACS) : 08 083 00 00000  
Funding Source Code : Fund 164

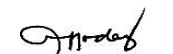
Particulars	UACS Code	Approved Budget			Budget Utilization					Disbursements					BALANCES		
		Approved Budgeted Revenue	Adjustment S (Additions, Reductions, Realignment)	Adjusted Budget Revenue	1st Quarter ending March 31	2nd Quarter ending June 30	3rd Quarter ending Sept. 30	4th Quarter ending Dec. 31	Total	1st Quarter ending March 31	2nd Quarter ending June 30	3rd Quarter ending Sept. 30	4th Quarter ending Dec. 31	Total	Unutilized Budget	Unpaid Utilizations (10-15) = (17+18)	
																Due and Demandable/Accounts Payable	Not Yet Due and Demandable
1	2	3	4	5=(3+4)	6	7	8	9	10=(6+7+8+9)	11	12	13	14	15=(11+12+13+14)	16=(5-10)	17	18
<b>I. AGENCY SPECIFIC BUDGET</b>	<b>1 01 101</b>																
<b>General Administration and Support</b>	<b>100000000</b>																
General Administration and Supervision	100010000																
PS		-		-	1,000.00	36,500.00			37,500.00	1,000.00	36,500.00			37,500.00	(37,500.00)	-	
MOOE		2,950,000.00		2,950,000.00	2,502,103.05	4,760,180.08			7,262,283.13	2,300,949.96	3,073,018.91			5,373,968.87	(4,312,283.13)	238,321.41	1,649,992.85
Fin. Exp. (if applicable)		-		-	-	-			-	-	-			-	-	-	-
CO		3,000,000.00		3,000,000.00	182,231.00	2,778,530.83			2,960,761.83	101,998.00	1,536,826.52			1,638,824.52	39,238.17	274,532.00	1,047,405.31
Support to Operations	200000000																
Auxiliary Services	200010000																
PS		-		-	35,020.00	24,850.00			59,870.00	35,020.00	24,850.00			59,870.00	(59,870.00)	-	
MOOE		12,950,000.00		12,950,000.00	1,892,459.40	1,691,144.48			3,583,603.88	1,825,819.91	1,264,507.00			3,090,326.91	9,366,396.12	51,260.24	442,016.73
Fin. Exp. (if applicable)		-		-	-	-			-	-	-			-	-	-	-
CO		8,000,000.00		8,000,000.00	-	20,665.00			20,665.00	-	-			-	7,979,335.00	-	20,665.00
Operations	300000000																
MFO 1: Higher Education Services	301000000																
Provision of Higher Educ. Services including P19,150,000 for Scholarships	301010000																
PS		13,703,000.00		13,703,000.00	2,520,193.67	3,062,067.94			5,582,261.61	2,514,193.67	2,947,372.70			5,461,566.37	8,120,738.39	24,175.57	96,519.67
MOOE		45,741,000.00		45,741,000.00	5,543,664.53	8,395,982.92			13,939,647.45	5,243,990.45	6,712,830.78			11,956,821.23	31,801,352.55	389,980.81	1,592,845.41
Fin. Exp. (if applicable)		-		-	-	-			-	-	-			-	-	-	-
CO		14,950,000.00		14,950,000.00	1,206,222.30	3,160,086.67			4,366,308.97	747,763.30	1,149,501.58			1,897,264.88	10,583,691.03	99,220.00	2,369,824.09
MFO 2: Advanced Education Services	302000000																
Provision of Advanced Education Services	302010000																
PS		-		-	11,220.90	239,052.75			250,273.65	11,220.90	233,629.00			244,849.90	(250,273.65)	4,667.75	756.00
MOOE		2,450,000.00		2,450,000.00	76,627.00	358,373.00			435,000.00	76,627.00	358,373.00			435,000.00	2,015,000.00	-	-
Fin. Exp. (if applicable)		-		-	-	-			-	-	-			-	-	-	-
CO		-		-	144,808.05	-			144,808.05	144,808.05	-			144,808.05	(144,808.05)	-	-
MFO 3: Research Services	303000000																
Conduct of Research Services	303010000																
PS		-		-	18,076.28	-			18,076.28	18,076.28	-			18,076.28	(18,076.28)	-	-
MOOE		2,950,000.00		2,950,000.00	767,039.92	766,830.60			1,533,870.52	760,301.92	594,730.95			1,355,032.87	1,416,129.48	22,179.93	156,657.72
Fin. Exp. (if applicable)		-		-	-	-			-	-	-			-	-	-	-
CO		4,000,000.00		4,000,000.00	42,225.00	66,281.12			108,506.12	16,075.00	16,950.00			33,025.00	3,891,493.88	-	75,481.12
MFO 4: Technical Advisory Extension Services	304000000																
Provision of Extension Services	304010000																
PS		-		-	3,508.34	-			3,508.34	3,508.34	-			3,508.34	(3,508.34)	-	-
MOOE		2,950,000.00		2,950,000.00	140,697.63	218,941.71			359,639.34	140,477.63	138,825.61			279,303.24	2,590,360.66	50,696.10	29,640.00
Fin. Exp. (if applicable)		-		-	-	-			-	-	-			-	-	-	-
CO		-		-	110,000.00	47,199.00			157,199.00	110,000.00	-			110,000.00	(157,199.00)	-	47,199.00
Locally-Funded Projs.	400000000																
PS		-		-	-	-			-	-	-			-	-	-	-
MOOE		-		-	-	-			-	-	-			-	-	-	-
Fin. Exp. (if applicable)		-		-	-	-			-	-	-			-	-	-	-
CO		-		-	-	-			-	-	-			-	-	-	-

STATEMENT OF APPROVED BUDGET, UTILIZATIONS, DISBURSEMENTS AND BALANCES  
As of the Quarter Ending June 30, 2014

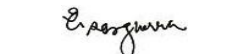
Agency : VISAYAS STATE UNIVERSITY  
Operating Unit : State Universities & Colleges  
Organization Code (UACS) : 08 083 00 00000  
Funding Source Code : Fund 164

Particulars	UACS Code	Approved Budget			Budget Utilization					Disbursements					BALANCES		
		Approved Budgeted Revenue	Adjustment S (Additions, Reductions, Realignment)	Adjusted Budget Revenue	1st Quarter ending March 31	2nd Quarter ending June 30	3rd Quarter ending Sept. 30	4th Quarter ending Dec. 31	Total	1st Quarter ending March 31	2nd Quarter ending June 30	3rd Quarter ending Sept. 30	4th Quarter ending Dec. 31	Total	Unutilized Budget	Unpaid Utilizations (10-15) = (17+18)	
																Due and Demandable/Accounts Payable	Not Yet Due and Demandable
1	2	3	4	5=(3+4)	6	7	8	9	10=(6+7+8+9)	11	12	13	14	15=(11+12+13+14)	16=(5-10)	17	18
Foreign-Assisted Project(s)																	
PS				-	-	-	-	-	-	-	-	-	-	-	-	-	-
MOOE				-	-	-	-	-	-	-	-	-	-	-	-	-	-
Fin. Exp. (if applicable)				-	-	-	-	-	-	-	-	-	-	-	-	-	-
CO				-	-	-	-	-	-	-	-	-	-	-	-	-	-
GRAND TOTAL																	
PS		13,703,000.00		13,703,000.00	2,589,019.19	3,362,470.69			5,951,489.88	2,583,019.19	3,242,351.70			5,825,370.89	7,751,510.12	28,843.32	97,275.67
MOOE		69,991,000.00		69,991,000.00	10,922,591.53	16,191,452.79			27,114,044.32	10,348,166.87	12,142,286.25			22,490,453.12	42,876,955.68	752,438.49	3,871,152.71
Fin. Exp. (if applicable)		-		-	-	-			-	-	-			-	-	-	-
CO		29,950,000.00		29,950,000.00	1,685,486.35	6,072,762.62			7,758,248.97	1,120,644.35	2,703,278.10			3,823,922.45	22,191,751.03	373,752.00	3,560,574.52
		113,644,000.00		113,644,000.00	15,197,097.07	25,626,686.10			40,823,783.17	14,051,830.41	18,087,916.05			32,139,746.46	72,820,216.83	1,155,033.81	7,529,002.90
Recapitulation by MFO:																	
MFO 1		74,394,000.00		74,394,000.00	9,270,080.50	14,618,137.53			23,888,218.03	8,505,947.42	10,809,705.06			19,315,652.48	50,505,781.97	764,133.08	3,808,432.47
MFO 2		2,450,000.00		2,450,000.00	232,655.95	597,425.75			830,081.70	232,655.95	592,002.00			824,657.95	1,619,918.30	-	5,423.75
MFO 3		6,950,000.00		6,950,000.00	827,341.20	833,111.72			1,660,452.92	794,453.20	611,680.95			1,406,134.15	5,289,547.08	32,888.00	221,430.77
MFO 4		2,950,000.00		2,950,000.00	254,205.97	266,140.71			520,346.68	253,985.97	20,541.00			274,526.97	2,429,653.32	220.00	245,599.71
OF WHICH:																	
Major Programs/Projects																	


Certified Correct:

  
**ANITA G. GODOY**  
Budget Officer  
Date:


Certified Correct:

  
**ERLINDA S. ESGUERRA**  
Chief Accountant  
Date:

Recommending Approval:

  
**LOUELLA C. AMPAC**  
OIC, Director for Finance  
Date:

Approved By:

  
**JOSE L. BACUSMO**  
President  
Date: