

STATEMENT OF APPROPRIATIONS, ALLOTMENTS, OBLIGATIONS, DISBURSEMENTS AND BALANCES
As of the Quarter Ending June 30, 2014

Agency : VISAYAS STATE UNIVERSITY
Operating Unit : State Universities & Colleges
Organization Code (UACS) : 08 083 00 00000
Funding Source Code : Fund 164

Particulars	UACS Code	Approved Budget			Budget Utilization					Disbursements					BALANCES		
		Approved Budgeted Revenue	Adjustments (Additions, Reductions, Reassignment)	Adjusted Budget Revenue	1st Quarter ending March 31	2nd Quarter ending June 30	3rd Quarter ending Sept. 30	4th Quarter ending Dec. 31	Total	1st Quarter ending March 31	2nd Quarter ending June 30	3rd Quarter ending Sept. 30	4th Quarter ending Dec. 31	Total	Unutilized Budget	Unpaid Utilizations (10-15) = (17+18)	
																Due and Demandable/Accounts	Not Yet Due and Demandable
1	2	3	4	5=(3+4)	6	7	8	9	10=(6+7+8+9)	11	12	13	14	15=(11+12+13+14)	16=(5-10)	17	18
SUMMARY																	
A. AGENCY SPECIFIC BUDGET																	
Personnel Services	50100000 00	13,703,000.00		13,703,000.00	2,589,019.19	3,362,470.69			5,951,489.88	2,583,019.19	3,242,351.70			5,825,370.89	7,751,510.12	28,843.32	97,275.67
Salaries and Wages														0.00			
Salaries and Wages - Regular	50101000 00	5,000,000.00		5,000,000.00										0.00	5,000,000.00	0.00	
Basic Salary-Civilian	50101000 01	-		-										0.00	0.00	0.00	
Basic Pay-Military/Uniformed Personnel	50101000 02	-		-										0.00	0.00	0.00	
Salaries and Wages - Contractual	50101020 00	8,703,000.00		8,703,000.00										0.00	8,703,000.00	0.00	
Other Compensation	50102000 00													0.00	0.00	0.00	
Personnel Economic Relief Allowance (PERA)	50102010 00													0.00	0.00	0.00	
PERA-Civilian	50102010 01													0.00	0.00	0.00	
PERA-Military/Uniformed Personnel	50102010 02													0.00	0.00	0.00	
Representation Expenses	50102020 00				45,000.00	22,500.00			67,500.00	45,000.00	22,500.00			67,500.00	(67,500.00)	0.00	
Transportation Expenses	50102030 00				45,000.00	22,500.00			67,500.00	45,000.00	22,500.00			67,500.00	(67,500.00)	0.00	
Transportation Expenses	50102030 01									0.00				0.00	0.00	0.00	
RATA of Sectoral Representatives	50102030 02									0.00				0.00	0.00	0.00	
Clothing/Uniform Allowance	50102040 00									0.00				0.00	0.00	0.00	
Performance Incentive Benefits	50102080 00									0.00				0.00	0.00	0.00	
Performance Enhancement Incentive										0.00				0.00	0.00	0.00	
Honoraria	50102100 00				2,405,442.05	3,317,470.69			5,722,912.74	2,399,442.05	3,197,351.70			5,596,793.75	(5,722,912.74)	28,843.32	97,275.67
Overtime and Night Pay	50102130 00									0.00				0.00	0.00	0.00	
Cash Gift	50102150 00									0.00				0.00	0.00	0.00	
Year-End Bonus	50102140 00									0.00				0.00	0.00	0.00	
Magna Carta for Public Health Workers										0.00				0.00	0.00	0.00	
Terminal Leave	50104030 00									0.00				0.00	0.00	0.00	
Retirement and Life Insurance Premium	50103010 00				91,577.14				91,577.14	91,577.14				91,577.14	(91,577.14)	0.00	
Pag-ibig Contribution	50103020 00								0.00	0.00				0.00	0.00	0.00	
Phil Health Contribution	50103030 00				2,000.00				2,000.00	2,000.00				2,000.00	(2,000.00)	0.00	
ECIP Contribution	50103040 00								0.00	0.00				0.00	0.00	0.00	
Other Personnel Benefits - PBB									0.00	0.00				0.00	0.00	0.00	
Other Personnel Benefits - Loyalty									0.00	0.00				0.00	0.00	0.00	
Other Personnel Benefits - C N A									0.00	0.00				0.00	0.00	0.00	
Maintenance & Other Operating Expenses	50200000 00	69,991,000.00		69,991,000.00	10,922,591.53	16,191,452.79			27,114,044.32	10,348,166.87	12,142,286.25			22,490,453.12	42,876,955.68	752,438.49	3,871,152.71
Travelling Expenses	50201000 00																
Travelling Expenses - Local	50201010 00	5,290,000.00		5,290,000.00	699,701.21	902,105.80			1,601,807.01	660,713.78	855,115.40			1,515,829.18	3,688,192.99	10,093.00	75,884.83
Travelling Expenses - Foreign	50201020 00								0.00					0.00	0.00		
Training & Scholarship Expenses									0.00					0.00	0.00		
Training Expenses	50202010 00	583,000.00		583,000.00	37,305.00	351,791.00			389,096.00	37,305.00	277,791.00			315,096.00	193,904.00		74,000.00
Scholarship/Grants Expenses	50202020 00	2,212,000.00		2,212,000.00	592,689.50	313,610.00			906,299.50	554,689.50	313,610.00			868,299.50	1,305,700.50		38,000.00
Supplies and Materials Expenses									0.00					0.00	0.00		
Office Supplies Expenses	50203010 00	9,338,000.00		9,338,000.00	1,052,734.02	2,968,474.86			4,021,208.88	927,656.86	1,649,366.81			2,577,023.67	5,316,791.12	232,306.30	1,211,878.91
Accountable Forms Expenses	50203020 00					59,000.00			59,000.00		59,000.00			59,000.00	(59,000.00)		
Animal/Zoological Supplies	50203040 00				44,880.00	0.00			44,880.00	44,880.00				44,880.00	(44,880.00)		
Food Supplies Expense	50203050 00				464,590.93	656,085.80			1,120,676.73	464,570.93	546,879.55			1,011,450.48	(1,120,676.73)	102,096.00	7,130.25
Drugs & Medicines Expenses	50203070 00					25,028.20			25,028.20		25,028.20			25,028.20	(25,028.20)		
Medical, Dental & Lab. Supplies Exp.	50203080 00	925,000.00		925,000.00	245,426.20	268,043.93			513,470.15	245,426.20	149,473.95			394,900.15	411,529.85		118,570.00
Gas, Oil & Lubricants	50203090 00	4,917,000.00		4,917,000.00	629,803.21	456,293.63			1,086,096.84	593,558.21	322,616.13			916,174.34	3,830,903.16	73,737.50	96,185.00
Agricultural Supplies Expenses	50203100 00	3,000,000.00		3,000,000.00	820,617.00	474,335.00			1,294,952.00	820,617.00	462,810.00			1,283,427.00	1,705,048.00	11,525.00	
Textbook & Instruction Mat. Supplies	50203110 00	1,218,000.00		1,218,000.00	35,071.10	48,272.93			83,344.03	35,071.10	48,272.93			83,344.03	1,134,655.97		
Other Supplies	50203990 00	2,298,000.00		2,298,000.00	685,592.10	1,968,537.31			2,654,129.41	532,255.40	1,115,730.50			1,647,985.90	(356,129.41)	122,510.85	883,632.66
Chemical and Filtering Supplies Exp.	50203130 00				58,124.00	0.00			58,124.00	47,590.00				47,590.00	(58,124.00)		10,534.00
Utility Expenses						0.00			0.00					0.00	0.00		

STATEMENT OF APPROPRIATIONS, ALLOTMENTS, OBLIGATIONS, DISBURSEMENTS AND BALANCES
As of the Quarter Ending June 30, 2014

Agency : VISAYAS STATE UNIVERSITY
Operating Unit : State Universities & Colleges
Organization Code (UACS) : 08 083 00 00000
Funding Source Code : Fund 164

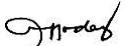
Particulars	UACS Code	Approved Budget			Budget Utilization					Disbursements					BALANCES		
		Approved Budgeted Revenue	Adjustments (Additions, Reductions, Reassignment)	Adjusted Budget Revenue	1st Quarter ending March 31	2nd Quarter ending June 30	3rd Quarter ending Sept. 30	4th Quarter ending Dec. 31	Total	1st Quarter ending March 31	2nd Quarter ending June 30	3rd Quarter ending Sept. 30	4th Quarter ending Dec. 31	Total	Unutilized Budget	Unpaid Utilizations (10-15) = (17+18)	
																Due and Demandable/Accounts	Not Yet Due and Demandable
1	2	3	4	5=(3+4)	6	7	8	9	10=(6+7+8+9)	11	12	13	14	15=(11+12+13+14)	16=(5-10)	17	18
Water Expenses	50204010 00				78,613.26	29,794.00			108,407.26	78,613.26	29,794.00			108,407.26	(108,407.26)		
Electricity Expenses	50204020 00	7,960,000.00		7,960,000.00	29,127.64	105,048.19			134,175.83	29,127.64	105,048.19			134,175.83	7,825,824.17		
Cooking Gas Expenses	50203990 00					0.00			0.00					0.00			
Communication Expenses						0.00			0.00					0.00			
Postage & Deliveries	50205010 00	942,000.00		942,000.00	305.00	1,075.00			1,380.00	305.00	1,075.00			1,380.00	940,620.00		
Telephone Expenses - Landline	50205020 00				31,492.90	51,691.93			83,184.83	29,274.13	36,289.92			65,564.05	(83,184.83)	12,040.84	5,579.94
Telephone Expenses - Mobile	50205020 00					0.00			0.00					0.00			
Internet Expenses	50205030 00				14,023.95	4,148.00			18,171.95	11,908.95	1,998.00			13,906.95	(18,171.95)		4,265.00
Cable, Satellite, Telegraph & Radio Exp.	50205040 00				11,970.50	9,000.00			20,970.50	2,898.13	9,000.00			11,898.13	(20,970.50)		9,072.37
Membership Dues & Contributions to Org.	50299060 00	354,000.00		354,000.00	60,000.00	4,000.00			64,000.00	60,000.00	4,000.00			64,000.00	290,000.00		
Awards and Indemnities	50206010 00					0.00			0.00					0.00			
Advertising Expenses	50299010 00	214,000.00		214,000.00	7,281.00	13,289.00			20,570.00	7,281.00	13,289.00			20,570.00	193,430.00		
Printing & Binding Expenses	50299020 00	901,000.00		901,000.00	10,774.00	691,526.28			702,300.28	10,774.00	216,697.28			227,471.28	198,699.72		474,829.00
Rent/Lease Expenses	50299050 00				1,000.00	0.00			1,000.00	1,000.00				1,000.00	(1,000.00)		
Representation Expenses	50299030 00				5,015.00	60,830.00			65,845.00	5,015.00	60,830.00			65,845.00	(65,845.00)		
Transportation & Delivery Expenses	50299040 00					61,205.00			61,205.00		61,205.00			61,205.00	(61,205.00)		
Subscription Expenses	50299070 00	1,256,000.00		1,256,000.00	3,745.00	55,311.00			59,056.00	3,745.00	49,746.00			53,491.00	1,196,944.00		5,565.00
Survey, Research & Development	50207010 00				55,689.16	145,541.70			201,230.86	55,689.16	145,541.70			201,230.86	(201,230.86)		
Professional Services						0.00			0.00					0.00			
Legal Services	50211010 00					0.00			0.00					0.00			
Auditing Services	50211020 00					0.00			0.00					0.00			
General Services	50212990 00				2,386,878.88	2,968,996.56			5,355,875.44	2,364,641.38	2,664,780.87			5,029,422.25	(5,355,875.44)	26,930.00	299,523.19
Labor and Wages (Student Labor/JO)	50216010 00				738,355.18	1,149,864.46			1,888,219.64	735,280.18	1,147,214.46			1,882,494.64	(1,888,219.64)		5,725.00
Repairs & Maintenance Land Improvements						0.00			0.00					0.00			
R&M-Land Improvement	50213020 00	3,562,000.00		3,562,000.00	13,250.00	0.00			13,250.00	13,250.00				13,250.00	3,548,750.00		
R&M-Infra Assets	50213030 00				16,975.12	28,310.62			45,285.74	16,975.12	28,310.62			45,285.74	(45,285.74)		
Buildings	50213040 00					0.00			0.00		0.00			0.00			
R&M-Office Buildings	50213040 01				498,679.53	630,694.76			1,129,374.29	377,154.78	363,539.76			740,694.54	(1,129,374.29)	95,054.00	293,625.75
R&M-School Buildings	50213040 02	3,814,000.00		3,814,000.00	25,441.00	15,909.48			41,350.48	25,441.00	15,909.48			41,350.48	3,772,649.52		
R&M-Other Structures		3,433,000.00		3,433,000.00		5,280.00			5,280.00		5,280.00			5,280.00	3,427,720.00		
Office Equipment, Furniture and Fixtures	50213050 00					0.00			0.00					0.00			
R&M-Office Equipment	50213050 01				72,815.00	284,617.05			357,432.05	67,050.00	46,183.05			113,233.05	(357,432.05)	26,675.00	217,524.00
R&M-Furniture and Fixtures	50213050 02	210,000.00		210,000.00	5,532.00	0.00			5,532.00	5,532.00				5,532.00	204,468.00		
R&M-IT Equipment	50213050 03	225,000.00		225,000.00		12,235.36			12,235.36		12,235.36			12,235.36	212,764.64		
Machinery and Equipment	50213050 00					0.00			0.00					0.00			
R&M-Machinery	50213050 04	1,658,000.00		1,658,000.00	2,550.00	7,660.64			10,210.64	2,550.00	7,660.64			10,210.64	1,647,789.36		
R&M-Communication Equipment						0.00			0.00					0.00			
R&M-Firefighting Equipment						0.00			0.00					0.00			
R&M-Hospital Equipment						0.00			0.00					0.00			
R&M-Technical & Scientific Equipment		1,500,000.00		1,500,000.00		2,800.00			2,800.00		2,800.00			2,800.00	1,497,200.00		
R&M-Medical, Dental and Lab. Equipment	50213050 08					0.00			0.00					0.00			
R&M-Printing Equipment						15,426.10			15,426.10		15,426.10			15,426.10	(15,426.10)		
R&M-Other Machinery & Equipment					13,040.00	0.00			13,040.00	13,040.00				13,040.00	(13,040.00)		
Transportation Equipment	50213060 00					0.00			0.00					0.00			
R&M-Motor Vehicles	50213060 01	1,406,000.00		1,406,000.00	116,511.58	34,561.08			151,072.66	115,806.09	8,172.56			123,978.65	1,254,927.34		27,094.01
Other Property, Plant and Equipment						0.00			0.00					0.00			
R&M-Property, Plant and Equipment	50213990 00					10,000.00			10,000.00		10,000.00			10,000.00	(10,000.00)		
Confidential, Intelligence & Extraordinary						0.00			0.00					0.00			
Extraordinary and Miscellaneous Expenses	50210030 00					0.00			0.00					0.00			
Taxes, Insurance Prem. & Other Fees						0.00			0.00					0.00			
Taxes, Duties & Licenses	50215010 00	367,000.00		367,000.00	19,365.06	5,376.00			24,741.06	13,989.06	5,376.00			19,365.06	342,258.94		5,376.00
Fidelity Bond Premiums	50215020 00				23,261.25	13,375.00			36,636.25	23,261.25	13,375.00			36,636.25	(36,636.25)		

STATEMENT OF APPROPRIATIONS, ALLOTMENTS, OBLIGATIONS, DISBURSEMENTS AND BALANCES
As of the Quarter Ending June 30, 2014

Agency : VISAYAS STATE UNIVERSITY
Operating Unit : State Universities & Colleges
Organization Code (UACS) : 08 083 00 00000
Funding Source Code : Fund 164

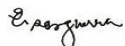
Particulars	UACS Code	Approved Budget			Budget Utilization					Disbursements					BALANCES		
		Approved Budgeted Revenue	Adjustments (Additions, Reductions, Reassignment)	Adjusted Budget Revenue	1st Quarter ending March 31	2nd Quarter ending June 30	3rd Quarter ending Sept. 30	4th Quarter ending Dec. 31	Total	1st Quarter ending March 31	2nd Quarter ending June 30	3rd Quarter ending Sept. 30	4th Quarter ending Dec. 31	Total	Unutilized Budget	Unpaid Utilizations (10-15) = (17+18)	
																Due and Demandable/Accounts	Not Yet Due and Demandable
1	2	3	4	5=(3+4)	6	7	8	9	10=(6+7+8+9)	11	12	13	14	15=(11+12+13+14)	16=(5-10)	17	18
Insurance Expenses	50215030 00				155,702.61	50,199.71			205,902.32	155,703.61	50,199.71			205,903.32	(205,902.32)		(1.00)
Other Maintenance & Operating Expenses	50299990 00	11,648,000.00		11,648,000.00	1,158,662.64	1,172,107.39			2,330,770.03	1,158,527.15	1,125,614.08			2,284,141.23	9,317,229.97	39,470.00	7,158.80
Other Maintenance & Operating Expenses - SA		760,000.00		760,000.00		60,000.00			60,000.00		60,000.00			60,000.00	700,000.00		
Financial Expenses		0.00			0.00	0.00			0.00	0.00	0.00			0.00	0.00		
Mgmt. Supervision									0.00								
Interest Expenses									0.00								
Capital Outlays	50600000 00	29,950,000.00		29,950,000.00	1,685,486.35	6,072,762.62			7,758,248.97	1,120,644.35	2,703,278.10			3,823,922.45	22,191,751.03	373,752.00	3,560,574.52
Land Improvement/Acquisition									0.00	0.00							
Land Improvements		2,000,000.00		2,000,000.00		8,148.00			8,148.00	0.00	8,148.00			8,148.00	1,991,852.00		
Water Supply System						131,750.00			131,750.00	0.00	131,750.00			131,750.00	(131,750.00)		
Building and Structure Outlay									0.00	0.00	0.00			0.00	0.00		
Office Buildings					164,808.05	881,344.25			1,046,152.30	164,808.05	227,188.75			391,996.80	(1,046,152.30)	93,305.00	560,850.50
School Buildings						8,257.00			8,257.00	0.00	8,257.00			8,257.00	(8,257.00)		
Other Structures		5,000,000.00		5,000,000.00		1,040.00			1,040.00	0.00	1,040.00			1,040.00	4,998,960.00		
Acquisition of Equipment									0.00	0.00	0.00			0.00	0.00		
Office Equipment		2,000,000.00		2,000,000.00	1,421,806.00	2,982,362.21			4,404,168.21	856,964.00	1,515,239.19			2,372,203.19	(2,404,168.21)	156,747.00	1,875,218.02
Furnitures and Fixtures					45,800.00				45,800.00	45,800.00	0.00			45,800.00	(45,800.00)		
IT Equipment & Software		9,600,000.00		9,600,000.00		496,166.00			496,166.00	0.00	496,166.00			496,166.00	9,103,834.00		
Library Books		1,120,000.00		1,120,000.00	21,012.30	221,584.08			242,596.38	21,012.30	221,584.08			242,596.38	877,403.62		
Machineries					32,060.00	16,950.00			49,010.00	32,060.00	16,950.00			49,010.00	(49,010.00)		
Agricultural, Fishery and Forestry Equipment									0.00	0.00	0.00			0.00	0.00		
Communication Equipment		1,500,000.00		1,500,000.00					0.00	0.00	0.00			0.00	1,500,000.00		
Printing Equipment									0.00	0.00	0.00			0.00	0.00		
Medical, Dental and Lab Equipment		130,000.00		130,000.00					0.00	0.00	0.00			0.00	130,000.00		
Sports Equipment		1,700,000.00		1,700,000.00		3,451.00			3,451.00	0.00	3,451.00			3,451.00	1,696,549.00		
Technical & Scientific Equipment		5,500,000.00		5,500,000.00		15,500.00			15,500.00	0.00	15,500.00			15,500.00	5,484,500.00		
Information and Comm. Equipment						43,953.00			43,953.00	0.00	43,953.00			43,953.00	(43,953.00)		
Other Animals									0.00	0.00	0.00			0.00	0.00		
Other Property, Plant and Equipment					0.00	2,500.00			2,500.00	0.00	2,500.00			2,500.00	(2,500.00)		
Other Machineries & Equipment		1,400,000.00		1,400,000.00		1,259,757.08			1,259,757.08	0.00	11,551.08			11,551.08	140,242.92	123,700.00	1,124,506.00
II. AUTOMATIC APPROPRIATIONS		0.00		0.00	0.00	0.00			0.00	0.00	0.00			0.00	0.00	0.00	0.00
Retirement and Life Insurance Premium	50103010 00				0.00				0.00	0.00							0.00
Specific allotment class/object of expenditures																	0.00
Customs Duties and Taxes																	0.00
Specific allotment class/object of expenditures																	0.00
III. SPECIAL PURPOSE FUNDS		0.00		0.00	0.00	0.00			0.00	0.00	0.00			0.00	0.00	0.00	0.00
Miscellaneous Personnel Benefits Fund																	0.00
Specific allotment class/object of expenditures																	0.00
Pension and Gratuity Fund / Retirement Benefits Fund																	0.00
Specific allotment class/object of expenditures																	0.00
GRAND TOTAL		113,644,000.00		113,644,000.00	15,197,097.07	25,626,686.10			40,823,783.17	14,051,830.41	18,087,916.05			32,139,746.46	72,820,216.83	1,155,033.81	7,529,002.90

Certified Correct:


ANITA G. GODOY
Budget Officer


Date:

Certified Correct:


ERLINDA S. ESGUERRA
Chief Accountant


Date:

Recommending Approval:


LOUELLA C. AMPAC
OIC, Director for Finance

Date:

Approved By:


JOSE L. BACUSMO
President

Date: