





Particulars	UACS Code	Appropriations			Allotments				Current Year Obligations				Current Year Disbursements				Balances							
		Authorized Appropriation	Adjus tments (Trans fer)	Adjusted Appropriations	Allotments Received	Adj ust ments (over)	Trans fer To	Trans fer Fro m	Adjusted Total Allotments	1st Quarter ending March 31	2nd Quarter ending	3rd Quarter ending	4th Quarter ending	Total	1st Quarter ending March 31	2nd Quarter ending	3rd Quarter ending	4th Quarter ending	Total	Unrel ease d Appr opriat	Unobligated Allotment	Unpaid Obligations		
																						Due and Demandable	Not Yet Due and Demandable	
1	2	3	4	5=(3+4)	6	7	8	9	10=[(6+(-)7)-8+9]	11	12	13	14	15=(11+12+13+14)	16	17	18	19	20=(16+17+18+19)	21=(5-10)	22=(10-15)	23	24	
Scholarship/Grants Expenses	50202020 00			-	3,680,000.00				3,680,000.00	752,965.62				752,965.62	752,965.62				752,965.62			2,927,034.38		
Scholarship 4P's/TD					24,720,000.00				24,720,000.00													24,720,000.00		
Supplies and Materials Expenses	50203000 00	17,771,000.00		17,771,000.00					-															
Office Supplies Expenses	50203010 00			-	11,350,000.00				11,350,000.00	2,192,142.92				2,192,142.92	317,065.45				317,065.45			9,157,857.08	1,379,905.77	495,171.70
Accountable Forms Expenses	50203020 00								-					-					-			-		
Non-Accountable Forms Expenses	50203030 00								-					-					-			-		
Animal/Zoological Supplies Expenses	50203040 00				50,000.00				50,000.00	650.00				650.00	650.00				650.00			49,350.00		
Medical, Dental & Lab. Supplies Exp.	50203080 00				50,000.00				50,000.00	2,936.55				2,936.55	2,936.55				2,936.55			47,063.45		
Fuel, Oil & Lubricants Expenses	50203090 00			-	4,200,000.00				4,200,000.00	780,086.62				780,086.62	618,786.13				618,786.13			3,419,913.38	161,300.49	
Agricultural Supplies Expenses	50203100 00				100,000.00				100,000.00	32,992.00				32,992.00	15,012.31				15,012.31			67,008.00	17,902.46	77.23
Textbook & Instruction Mat. Supplies	50203110 00			-	1,500,000.00				1,500,000.00	57,974.74				57,974.74	33,390.00				33,390.00			1,442,025.26	24,584.74	
Other Supplies	50203990 00				521,000.00				521,000.00	290,135.00				290,135.00	244,509.75				244,509.75			230,865.00	45,625.25	
Utility Expenses	50204000 00	13,320,000.00		13,320,000.00					-					-					-			-		
Water Expenses	50204010 00			-	50,000.00				50,000.00	8,340.00				8,340.00	8,340.00				8,340.00			41,660.00		
Electricity Expenses	50204020 00			-	13,270,000.00				13,270,000.00	5,304,358.00				5,304,358.00	3,087,793.01				3,087,793.01			7,965,642.00	2,147,113.63	69,451.36
Communication Expenses	50205000 00	2,820,000.00		2,820,000.00					-					-					-			-		
Postage & Deliveries	50205010 00			-	430,000.00				430,000.00	74,550.00				74,550.00	49,452.06				49,452.06			355,450.00	25,097.94	
Telephone Expenses - Landline	50205020 00			-	2,300,000.00				2,300,000.00	256,592.29				256,592.29	172,969.11				172,969.11			2,043,407.71	71,044.94	12,578.24
Telephone Expenses - Mobile	50205020 00								-					-					-			-		
Internet Subscription Expenses	50205030 00				40,000.00				40,000.00	3,330.00				3,330.00	-				-			36,670.00	3,330.00	
Cable, Satellite, Telegraph & Radio Exp.	50205040 00				50,000.00				50,000.00	1,064.00				1,064.00	997.50				997.50			48,936.00		66.50
Awards and Indemnities	50206010 00	1,000,000.00		1,000,000.00	1,000,000.00				1,000,000.00	210,000.00				210,000.00	189,000.00				189,000.00			790,000.00	21,000.00	
Survey, Research & Development	50299010 00								-					-					-			-		
Confidential, Intelligence & Extraordinary	50210000 00								-					-					-			-		
Extraordinary Expenses	50210030 00	400,000.00		400,000.00	400,000.00				400,000.00	82,150.00				82,150.00	82,150.00				82,150.00			317,850.00		
Professional Services	50211000 00	300,000.00		300,000.00					-					-					-			-		
Legal Services	50211010 00				50,000.00				50,000.00	6,610.00				6,610.00	6,610.00				6,610.00			43,390.00		
Auditing Services	50211020 00				150,000.00				150,000.00	43,827.00				43,827.00	18,774.00				18,774.00			106,173.00	20,553.00	4,500.00
Consultancy Services	50211030 00								-					-					-			-		
Other Professional Services	50211990 00				100,000.00				100,000.00	50,368.36				50,368.36	25,434.00				25,434.00			49,631.64	20,000.00	4,934.36
General Services	50212000 00								-					-					-			-		
Other General Services	50212990 00	17,000,000.00		17,000,000.00	17,000,000.00				17,000,000.00	3,146,217.58				3,146,217.58	2,806,132.07				2,806,132.07			13,853,782.42	340,085.51	
Repairs & Maintenance	50213000 00	17,997,000.00		17,997,000.00					-					-					-			-		
R&M-Land Improvement	50213020 00			-	2,140,000.00				2,140,000.00	903,605.00				903,605.00	652,957.50				652,957.50			1,236,395.00	191,437.50	59,210.00
R&M-Infra Assets	50213030 00								-					-					-			-		
R&M-Buildings & Other Structures	50213040 00				11,077,000.00				11,077,000.00					-					-			11,077,000.00		
Buildings	50213040 01								-					-					-			-		
School Buildings	50213040 02			-					-	1,015,394.00				1,015,394.00	596,370.00				596,370.00			(1,015,394.00)	173,564.00	245,460.00
Other Structures	50213040 99								-					-					-			-		
R&M-Machinery and Equipment	50213050 00				2,485,000.00				2,485,000.00	307,727.39				307,727.39	57,228.40				57,228.40			2,177,272.61	155,968.44	94,530.55
Machinery	50213050 01								-					-					-			-		
Office Equipment	50213050 02			-	585,000.00				585,000.00					-					-			585,000.00		
ICT Equipment	50213050 03								-					-					-			-		
Communication Equipment	50213050 07								-					-					-			-		
Disaster Resp. & Rescue Eqt.	50213050 09								-					-					-			-		
Medical Equipment	50213050 11								-					-					-			-		
Technical & Scientific Equipment	50213050 14								-					-					-			-		
Other Machinery & Equipment	50213050 99								-					-					-			-		
R&M-Transportation Equipment	50213060 00				1,710,000.00				1,710,000.00	454,677.00				454,677.00	164,444.59				164,444.59			1,255,323.00	89,790.90	200,441.51
Motor Vehicles	50213060 01			-					-					-					-			-		
R&M-Furniture and Fixtures	50213070 00								-	2,800.00				2,800.00					-			(2,800.00)	2,800.00	
R&M-Other Property, Plant and Equipment	50213990 00								-					-					-			-		
Other Property, Plant and Equipment	50213990 00								-					-					-			-		
Taxes, Insurance Prem. & Other Fees	50215000 00	2,525,000.00		2,525,000.00					-					-					-			-		
Taxes, Duties & Licenses	50215010 00			-	575,000.00				575,000.00	28,530.92				28,530.92	25,557.79				25,557.79			546,469.08	2,973.13	
Fidelity Bond Premiums	50215020 00			-	140,000.00				140,000.00	5,900.00				5,900.00	5,900.00				5,900.00			134,100.00		
Insurance Expenses	50215030 00				1,810,000.00				1,810,000.00	649,731.82				649,731.82	649,731.82				649,731.82			1,160,268.18		
Labor and Wages (Student Labor)	50216010 00	2,800,000.00		2,800,000.00	2,800,000.00				2,800,000.00	185,970.00				185,970.00	170,860.00				170,860.00			2,614,030.00	15,110.00	
Labor and Wages (Student Labor)	50216010 00																							

Particulars	UACS Code	Appropriations			Allotments				Current Year Obligations				Current Year Disbursements				Balances							
		Authorized Appropriation	Adjstmnts (Transfer)	Adjusted Appropriations	Allotments Received	Adjstmnts (over)	Transfer To	Transfer From	Adjusted Total Allotments	1st Quarter ending March 31	2nd Quarter ending	3rd Quarter ending	4th Quarter ending	Total	1st Quarter ending March 31	2nd Quarter ending	3rd Quarter ending	4th Quarter ending	Total	Unreleased Appropriat	Unobligated Allotment	Unpaid Obligations		
																						Due and Demandable	Not Yet Due and Demandable	
1	2	3	4	5=(3+4)	6	7	8	9	10=[(6+(-7)-8+9]	11	12	13	14	15=(11+12+13+14)	16	17	18	19	20=(16+17+18+19)	21=(5-10)	22=(10-15)	23	24	
Transportation & Delivery Expenses	50299040 00																							
Rent/Lease Expenses	50299050 00																							
Membership Dues & Contributions to Org.	50299060 00	95,000.00		95,000.00	95,000.00				95,000.00													95,000.00		
Subscription Expenses	50299070 00	755,000.00		755,000.00	755,000.00				755,000.00	107,737.00				107,737.00	30,244.96				30,244.96			647,263.00	74,696.00	2,796.04
Other Maintenance & Operating Expenses	50299990 00									440,968.17				440,968.17	177,911.50				177,911.50			(440,968.17)	105,809.35	157,247.32
Financial Expenses	50300000 00																							
Mgmt. Supervision	50301010 00																							
Interest Expenses	50301020 00																							
Capital Outlays	50600000 00	99,110,000.00		99,110,000.00	99,110,000.00				99,110,000.00	23,830,979.56				23,830,979.56	27,164.94				27,164.94			75,279,020.44	23,803,814.62	
Land Improvements Outlay	50604020 00																							
Other Land Improvements	50604020 99																							
Building and Other Structure Outlay	50604040 00																							
Buildings	50604040 01	78,644,000.00		78,644,000.00	78,644,000.00				78,644,000.00	22,992,618.00				22,992,618.00	27,164.94				27,164.94			55,651,382.00	22,965,453.06	
School Buildings	50604040 02																							
Other Structures	50604040 99																							
Machinery and Equipment Outlay	50604050 00																							
Other Machinery & Equipment	50604050 99																							
Transportation Equipment Outlay	50604060 00																							
Motor Vehicles	50604060 01	3,600,000.00		3,600,000.00	3,600,000.00				3,600,000.00													3,600,000.00		
Furniture, Fixtures and Books Outlay	50604070 00																							
Furnitures and Fixtures	50604070 01	16,866,000.00		16,866,000.00	16,866,000.00				16,866,000.00	838,361.56				838,361.56								16,027,638.44	838,361.56	
Books	50604070 02																							
II. AUTOMATIC APPROPRIATIONS		25,784,704.00		25,784,704.00	25,784,704.00				25,784,704.00	6,436,118.01				6,436,118.01	4,756,969.54				4,756,969.54			19,348,585.99	1,679,148.47	
Retirement and Life Insurance Premium	50103010 00	25,784,704.00		25,784,704.00	25,784,704.00				25,784,704.00	6,436,118.01				6,436,118.01	4,756,969.54				4,756,969.54			19,348,585.99	1,679,148.47	
Specific allotment class/object of expenditures																								
Customs Duties and Taxes																								
Specific allotment class/object of expenditures																								
III. SPECIAL PURPOSE FUNDS		4,359,995.00		4,359,995.00	4,359,995.00				4,359,995.00	3,191,966.12				3,191,966.12	1,612,298.09				1,612,298.09			1,168,028.88	1,579,668.03	
Miscellaneous Personnel Benefits Fund																								
Salaries and wages	50101000 01	1,477,667.00		1,477,667.00	1,477,667.00				1,477,667.00	369,717.85				369,717.85	369,717.85				369,717.85			1,107,949.15		
Performance Based Bonus	50102990 14																							
Productivity Enhancement	50102990 12																							
Pension and Gratuity Fund / Retirement Benefits F	50104030 00																							
Retirement Gratuity	50104020 01	504,273.00		504,273.00	504,273.00				504,273.00	504,272.81				504,272.81	504,272.81				504,272.81			0.19		
Terminal Leave Benefits	50104030 01	2,378,055.00		2,378,055.00	2,378,055.00				2,378,055.00	2,317,975.46				2,317,975.46	738,307.43				738,307.43			60,079.54	1,579,668.03	
TOTAL		538,159,699.00		538,159,699.00	538,159,699.00				538,159,699.00	120,575,124.37				120,575,124.37	80,633,729.97				80,633,729.97			417,584,574.63	38,581,951.97	1,359,442.43
Add:																								
Continuing Appro.																								
MOOE		1,847,473.23		1,847,473.23	1,847,473.23				1,847,473.23	1,824,477.14				1,824,477.14	1,160,723.08				1,160,723.08			22,996.09	647,714.06	16,040.00
CO																								
RAY Projects		12,559,595.73		12,559,595.73	12,559,595.73				12,559,595.73	6,712,338.47				6,712,338.47	1,917,887.50				1,917,887.50			5,847,257.26	3,189,604.40	1,604,846.57
School Bldgs-Science Laboratory Bldgs.		22,000,000.00		22,000,000.00	22,000,000.00				22,000,000.00	6,000,000.00				6,000,000.00	6,000,000.00				6,000,000.00			16,000,000.00		
Tech & Scientific Equipment		26,599,000.00		26,599,000.00	26,599,000.00				26,599,000.00	7,300,000.00				7,300,000.00								19,299,000.00	7,300,000.00	
		63,006,068.96		63,006,068.96	63,006,068.96				63,006,068.96	21,836,815.61				21,836,815.61	9,078,610.58				9,078,610.58			41,169,253.35	11,137,318.46	1,620,886.57
GRAND TOTAL		601,165,767.96		601,165,767.96	601,165,767.96				601,165,767.96	142,411,939.98				142,411,939.98	89,712,340.55				89,712,340.55			458,753,827.98	49,719,270.43	2,980,329.00

Certified Correct:

ANITA G. GODOY
 Budget Officer
 Date: April 30, 2015

Certified Correct:

ERLINDA S. ESGUERRA
 Chief Accountant
 Date: April 30, 2015

Recommending Approval:

LOUELLA C. AMPAC
 OIC, Director for Finance
 Date: April 30, 2015

Approved By:

JOSE L. BACUSMO
 President
 Date: April 30, 2015