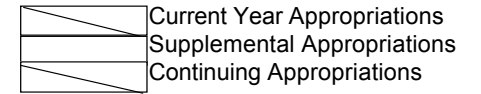



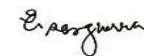
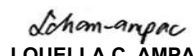

STATEMENT OF APPROPRIATIONS, ALLOTMENTS, OBLIGATIONS, DISBURSEMENTS AND BALANCES
As of the Quarter Ending June 30, 2015



Agency : VISAYAS STATE UNIVERSITY
 Operating Unit : State Universities & Colleges
 Organization Code (UACS) : 08 083 00 00000
 Funding Source Code : 101

Particulars	UACS Code	Appropriations			Allotments				Current Year Obligations					Current Year Disbursements				Balances																										
		Authorized Appropriation	Adjustments (Transfer To/From Realignment)	Adjusted Appropriations	Allotments Received	Adjustments	Transfer To	Transfer From	Adjusted Total Allotments	1st Quarter ending March 31	2nd Quarter ending June 30	3rd Quarter ending	4th Quarter ending	Total	1st Quarter ending March 31	2nd Quarter ending June 30	3rd Quarter ending	4th Quarter ending	Total	Unreleased Appropriations	Unobligated Allotment	Unpaid Obligations																						
																						Due and Demandable	Not Yet Due and Demandable																					
1	2	3	4	5=(3+4)	6	7	8	9	10=[{6+(-)7-8+9}]	11	12	13	14	15=(11+12+13+14)	16	17	18	19	20=(16+17+18+19)	21=(5-10)	22=(10-15)	23	24																					
SUMMARY																																												
A. AGENCY SPECIFIC BUDGET																																												
Personnel Services	50100000	290,019,000.00		290,019,000.00	290,019,000.00				290,019,000.00	68,540,444.29	77,857,784.73			146,398,229.02	63,417,398.23	77,498,365.48			140,915,763.71	-	143,620,770.98	5,479,903.59	2,561.72																					
Salaries and Wages	50101000																																											
Salaries and Wages - Regular	50101000																																											
Basic Salary-Civilian	50101000	213,653,000.00		213,653,000.00	213,653,000.00				213,653,000.00	52,701,194.79	55,592,268.19			108,293,462.98	48,066,765.50	55,424,635.32			103,491,400.82	-	105,359,537.02	4,799,500.46	2,561.70																					
Basic Pay-Military/Uniformed Personnel	50101000																																											
Salaries and Wages - Contractual	50101020	21,953,000.00		21,953,000.00	21,953,000.00				21,953,000.00	4,547,654.33	4,946,713.61			9,494,367.94	4,547,654.33	4,946,713.61			9,494,367.94	-	12,458,632.06		-																					
Other Compensation	50102000																																											
Personnel Economic Relief Allowance	50102010																																											
PERA-Civilian	50102010	18,696,000.00		18,696,000.00	18,696,000.00				18,696,000.00	4,545,762.67	4,465,375.90			9,011,138.57	4,545,762.67	4,402,097.61			8,947,860.28	-	9,684,861.43	63,278.29	(0.00)																					
PERA-Military/Uniformed Personnel	50102010																																											
Representation Expenses	50102020	252,000.00		252,000.00	252,000.00				252,000.00	78,000.00	63,000.00			141,000.00	73,000.00	68,000.00			141,000.00	-	111,000.00		-																					
Transportation Expenses	50102030	252,000.00		252,000.00	252,000.00				252,000.00	78,000.00	63,000.00			141,000.00	73,000.00	68,000.00			141,000.00	-	111,000.00		-																					
Transportation Expenses	50102030																																											
RATA of Sectoral Representatives	50102030																																											
Clothing/Uniform Allowance	50102040	3,895,000.00		3,895,000.00	3,895,000.00				3,895,000.00	3,425,000.00	95,000.00			3,520,000.00	3,425,000.00	-			3,425,000.00	-	375,000.00	95,000.00	-																					
Magna Carta for Public Health Workers	50102110																																											
Subsistence Allowance	50102050	210,000.00		210,000.00	210,000.00				210,000.00	33,350.00	59,275.00			92,625.00	30,750.00	49,825.00			80,575.00	-	117,375.00	12,050.00	-																					
Laundry Allowance	50102060	30,000.00		30,000.00	30,000.00				30,000.00	11,100.00	8,700.00			19,800.00	10,650.00	7,350.00			18,000.00	-	10,200.00	1,800.00	-																					
Hazard Pay-PHW	50102110	655,000.00		655,000.00	655,000.00				655,000.00	93,585.23	215,156.75			308,741.98	80,805.99	167,143.65			247,949.64	-	346,258.02	60,792.34	-																					
Hazard Pay-Cysto	50102110																																											
Performance Incentive Benefits	50102080	1,558,000.00		1,558,000.00	1,558,000.00				1,558,000.00	1,492,916.66	2,000.00			1,494,916.66	1,424,083.31	70,833.33			1,494,916.64	-	63,083.34		0.02																					
Performance Enhancement Incentive																																												
Honoraria	50102100	2,629,000.00		2,629,000.00	2,629,000.00				2,629,000.00	464,027.25	593,940.00			1,057,967.25	358,621.00	483,596.25			842,217.25	-	1,571,032.75	215,750.00	-																					
Longevity Pay	50102120																																											
Overtime Pay	50102130									4,000.00	2,000.00			6,000.00	4,000.00	2,000.00			6,000.00	-	(6,000.00)		-																					
Night Pay	50102130																																											
Cash Gift	50102150	3,895,000.00		3,895,000.00	3,895,000.00				3,895,000.00		1,885,500.00			1,885,500.00		1,875,500.00			1,875,500.00	-	2,009,500.00	10,000.00	-																					
Year-End Bonus	50102140	17,806,000.00		17,806,000.00	17,806,000.00				17,806,000.00		8,835,348.50			8,835,348.50		8,613,616.00			8,613,616.00	-	8,970,651.50	221,732.50	-																					
Step Increment	50102120	533,000.00		533,000.00	533,000.00				533,000.00	30,117.16	34,521.10			64,638.26	30,117.16	34,521.10			64,638.26	-	468,361.74		-																					
Retirement and Life Insurance Premium	50103010																																											
Pag-ibig Contribution	50103020	932,000.00		932,000.00	932,000.00				932,000.00	227,080.00	220,580.00			447,660.00	169,480.00	278,180.00			447,660.00	-	484,340.00		-																					
Phil Health Contribution	50103030	2,141,000.00		2,141,000.00	2,141,000.00				2,141,000.00	529,287.50	514,450.00			1,043,737.50	398,700.00	645,037.50			1,043,737.50	-	1,097,262.50		-																					
ECIP Contribution	50103040	929,000.00		929,000.00	929,000.00				929,000.00	229,453.35	223,750.95			453,204.30	171,508.27	281,696.03			453,204.30	-	475,795.70		-																					
Pension Benefits	50104010																																											
Retirement Gratuity	50104020																																											
Terminal Leave Benefits	50104030									42,415.35	37,204.73			79,620.08		79,620.08			79,620.08	-	(79,620.08)		-																					
Other Personnel Benefits - PBB	50104990																																											
Other Personnel Benefits - Loyalty	50104990									7,500.00				7,500.00	7,500.00	-			7,500.00	-	(7,500.00)		-																					

Particulars	UACS Code	Appropriations			Allotments			Current Year Obligations						Current Year Disbursements				Balances						
		Authorized Appropriation	Adjustments (Transfer To/From Reassignment)	Adjusted Appropriations	Allotments Received	Adjustments	Transfer To	Transfer From	Adjusted Total Allotments	1st Quarter ending March 31	2nd Quarter ending June 30	3rd Quarter ending	4th Quarter ending	Total	1st Quarter ending March 31	2nd Quarter ending June 30	3rd Quarter ending	4th Quarter ending	Total	Unreleased Appropriation	Unobligated Allotment	Unpaid Obligations		
																						Due and Demandable	Not Yet Due and Demandable	
1	2	3	4	5=(3+4)	6	7	8	9	10=[{6+(-)7-8+9}]	11	12	13	14	15=(11+12+13+14)	16	17	18	19	20=(16+17+18+19)	21=(5-10)	22=(10-15)	23	24	
Pension and Gratuity Fund / Retirement Ben	50104030 00	-	5,842,071.00	5,842,071.00	5,842,071.00				5,842,071.00	2,822,248.27	3,019,818.39			5,842,066.66	1,242,580.24	4,599,486.31			5,842,066.55	-		4.34	-	0.11
Other Personnel Benefits																								
Retirement Gratuity	50104020 01		504,273.00	504,273.00	504,273.00				504,273.00	504,272.81				504,272.81	504,272.81	-			504,272.81	-		0.19		
Terminal Leave Benefits	50104030 01		5,337,798.00	5,337,798.00	5,337,798.00				5,337,798.00	2,317,975.46	3,019,818.39			5,337,793.85	738,307.43	4,599,486.31			5,337,793.74	-		4.15		0.11
TOTAL		533,655,000.00	43,228,174.00	576,883,174.00	576,883,174.00				576,883,174.00	120,575,124.37	140,319,316.36			260,894,440.73	82,407,586.29	149,547,590.22			231,955,176.51	-		315,988,733.27	25,950,596.88	2,988,667.34
Add:																								
Continuing Appro.																								
MOOE		-	1,847,473.23	1,847,473.23	1,847,473.23				1,847,473.23	1,824,477.14	15,000.00			1,839,477.14	1,160,723.08	654,644.06			1,815,367.14	-		7,996.09	24,110.00	
Scholarship Grants Expenses			1,847,473.23	1,847,473.23	1,847,473.23				1,847,473.23	1,824,477.14	15,000.00			1,839,477.14	1,160,723.08	654,644.06			1,815,367.14	-		7,996.09	24,110.00	
CO		-	61,158,595.73	61,158,595.73	61,158,595.73				61,158,595.73	20,012,338.47	8,036,308.09	-	-	28,048,646.56	8,482,757.68	12,402,329.69	-	-	20,885,087.37	-		33,109,949.17	7,163,559.19	
RAY Projects			12,559,595.73	12,559,595.73	12,559,595.73				12,559,595.73	6,712,338.47	2,259,349.49			8,971,687.96	2,482,757.68	4,573,154.69			7,055,912.37	-		3,587,907.77	1,915,775.59	
School Bldgs-Science Laboratory Bldgs.			22,000,000.00	22,000,000.00	22,000,000.00				22,000,000.00	6,000,000.00	529,175.00			6,529,175.00	6,000,000.00	529,175.00			6,529,175.00	-		15,470,825.00	-	
Tech & Scientific Equipment			26,599,000.00	26,599,000.00	26,599,000.00				26,599,000.00	7,300,000.00	5,247,783.60			12,547,783.60		7,300,000.00			7,300,000.00	-		14,051,216.40	5,247,783.60	
		-	63,006,068.96	63,006,068.96	63,006,068.96				63,006,068.96	21,836,815.61	8,051,308.09			29,888,123.70	9,643,480.76	13,056,973.75	-	-	22,700,454.51	-		33,117,945.26	7,187,669.19	-
GRAND TOTAL		533,655,000.00	106,234,242.96	639,889,242.96	639,889,242.96				639,889,242.96	142,411,939.98	148,370,624.45			290,782,564.43	92,051,067.05	162,604,563.97			254,655,631.02	-		349,106,678.53	33,138,266.07	2,988,667.34

Certified Correct:  ANITA G. GODOY Budget Officer Date: July 31, 2015	Certified Correct:  ERLINDA S. ESGUERRA Chief Accountant Date: July 31, 2015	Recommending Approval:  LOUELLA C. AMPAC OIC, Director for Finance Date: July 31, 2015	Approved By:  JOSE L. BACUSMO President Date: July 31, 2015
--	---	---	--