

Statement of Allotment\Obligations and Balances
As of December 31, 2012

Department: SUC's

Agency : Visayas State University

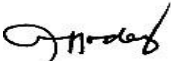
Fund:101

P/A/P/Allotment Class/Object of Expenditure (1)	Acct. Code	Allotment Received (2)	Obligations Incurred			Unobligated Bal. of Allotment (5)=(2)-(4)	Remarks (6)
			Total Previous	(3)	To Date (4)		
CURRENT APPROPRIATION							
PERSONAL SERVICES (100)							
		255,264,000.00					
Salaries & Wages - Regular	701		172,457,616.01	6,956,789.20	179,414,405.21		
Salaries & Wages - Substitute	704		171,498.00		171,498.00		
Salaries & Wages - Casual	705		13750301 4/5	674,828.98	14,425,130.77		
Salaries & Wages - Contractual	706		4,819,993.97	433,178.14	5,253,172.11		
PERA - Regular	711		16,682,949.85	1,236,441.02	17,919,390.87		
Representation Allowance	713		392,700.00	22,200.00	414,900.00		
Transportation Allowance	714		392,700.00	22,200.00	414,900.00		
Clothing/Uniform Allowance	715		2,999,000.00		2,999,000.00		
Productivity Incentive Bonus	717		1,504,000.00		1,504,000.00		
Honoraria	720		2,258,939.10	700,566.22	2,959,505.32		
Overtime Pay	723		43,425.29	1,484,539.66	1,527,964.95		
Cash Gift	724		3,775,625.00		3,775,625.00		
Bonus	725		14,836,790.45		14,836,790.45		
PAG-IBIG Contributions	732		846,960.00	56,400.00	903,360.00		
PHILHEALTH Contributions	733		1,383,865.75	87,737.50	1,471,603.25		
ECC Contributions	734		823,350.11	55,884.50	879,234.61		
Monetization	742s		1,223,956.57	3,636,912.00	4,860,868.57		
Health Workers Benefits	743		675,081.76	400,069.13	1,075,150.89		
Other Personnel Benefits-Loyalty	749L			457,500.00	457,500.00		
Sub-total		255,264,000.00	239,038,753.65	16,225,246.35	255,264,000.00	0.00	
Life & Retirement Ins. Cont.	731	26,196,000.00	23,975,241.94	2,220,741.41	26,195,983.35	16.65	
Total Personal Services		281,460,000.00	263,013,995.59	18,445,987.76	281,459,983.35	16.65	
MAINT. & OTHER OPERATING EXP. (200)							
		28,836,000.00					
Office Equipment	221		36,927.00		36,927.00		
Furnitures & Fixtures	222		24,682.00	(12,420.00)	12,262.00		
IT Equipment & Software	223		69,806.50	4,050.72	73,857.22		
Books	224		262,268.55	9,203.00	271,471.55		
Communication Equipment	229		5,350.00	(3,600.00)	1,750.00		
Firefighting Equipment & Accessories	231		2,050.00		2,050.00		
Tech. & Scientific Equipment	236		7,895.00		7,895.00		
Other Machinery & Equipment	240		99,769.00		99,769.00		
Travelling Expenses - Local	751		1,355,049.13	(140,289.36)	1,214,759.77		
Training Expenses	753		236,173.52	(3,060.00)	233,113.52		
Scholarship Expenses	754		740,388.80	27,537.09	767,925.89		
Office/Lab./Med./Agricl.Sup. & Mat.					-		
Office Supplies Expenses	755		2,530,250.05	(529,232.08)	2,001,017.97		
Accountable Form Expenses	756			12,047.12	12,047.12		
Animal & Zoological Supplies E	757				-		
Med., Dental & Lab. Sup.	760		7,060.00	6,713.00	13,773.00		
Agricultural Supplies Exp	762			1,354.00	1,354.00		
Other Supplies Expenses	765		709,222.01	(83,888.54)	625,333.47		
Gas, Oil and Lubricant Expenses	761		1,526,658.37	37,662.77	1,564,321.14		
Textbook & Instruction Mat. Supplie	763		287,458.35	(167,330.31)	120,128.04		
P/A/P/Allotment Class/Object of Expenditure (1)	Acct. Code	Allotment Received (2)	Obligations Incurred			Unobligated Bal. of Allotment (5)=(2)-(4)	Remarks (6)
			Total Previous	(3)	To Date (4)		

Utility Expenses					-	
Water	766	136,611.35	(14,639.69)	121,971.66		
Electricity	767	5,555,055.10	62,440.05	5,617,495.15		
Cooking Gas	768	16,249.00		16,249.00		
Communication Services					-	
Postage and Deliveries	771	283,946.00	(25,269.86)	258,676.14		
Telephone Exp - Landline	772	939,645.90	(21,273.74)	918,372.16		
Telephone Exp - Mobile	773	31,799.71		31,799.71		
Telephone Exp - Internet	774	14,400.00	2,902.03	17,302.03		
Telephone, Radio & Cable	775	550.00		550.00		
Membership Dues & Contr.	778	46,037.32	(26,037.32)	20,000.00		
Advertising Expenses	780	7,230.00	(5,430.00)	1,800.00		
Rent Expense	782		14,300.00	14,300.00		
Transportation & Delivery Expense	784		1,100.00	1,100.00		
Printing Expense	781	28,801.00	(3,948.25)	24,852.75		
Subscription Expense	786	295,002.00	(60,264.00)	234,738.00		
Legal Services	791	62,200.00	(62,200.00)	-		
Auditing services	792	5,194.90	7,500.00	12,694.90		
General Services	795	5,240,339.50	478,808.42	5,719,147.92		
Rep. & Maint. Of -Land Improvt.	802	491,545.88	(338,090.04)	153,455.84		
Rep. & Maint. of Bldgs.& Structure					-	
R & M- Office Building	811	44,157.00		44,157.00		
R & M - School Buildings	812	414,894.33	(188,650.68)	226,243.65		
R & M - Other Structures	815	555,820.79	(404,098.53)	151,722.26		
Rep. & Maint. of Machine & Equipt.					-	
R & M - Office Equipment	821	82,911.82	(28,104.94)	54,806.88		
R & M - IT Equipment	823	112,460.01	(14,984.80)	97,475.21		
R & M - Communication Eq	829	400.00		400.00		
R & M -Other Mach. & Equipt	840	90,593.00	(11,235.00)	79,358.00		
R & M - Motor Vehicles	841	611,958.10	(23,905.58)	588,052.52		
Extraordinary and Misc. Exp.	883	148,500.00	13,500.00	162,000.00		
Taxes, Licenses & Ins. Prem.	891	156,413.50	(83,686.97)	72,726.53		
Fidelity Bond Premiums	892	52,653.75	(6,687.50)	45,966.25		
Insurance Expense	893	138,127.37	16,324.22	154,451.59		
Other Maintenance & Oper.Exp.	969				-	
Others		643,589.13	320,716.24	964,305.37		
Others(C. N. A.)			4,265,000.00	4,265,000.00		
Student Labor		506,431.75	(7,123.00)	499,308.75		
Total MOOE		28,836,000.00	24,614,526.49	3,015,708.47	27,630,234.96	1,205,765.04
MPBF/SPECIAL PURPOSE FUNDS						
SSL III - 3rd Tranche						
Salary Increase	701	22,087,000.00	17,465,830.89	4,621,169.11	22,087,000.00	-
Year End Bonus	725	1,841,000.00	1,841,000.00		1,841,000.00	-
Philhealth	733	85,000.00		85,000.00	85,000.00	-
ECC	734	11,000.00	6,528.10	4,471.90	11,000.00	-
Total SSL III- 3rd tranche		24,024,000.00	19,313,358.99	4,710,641.01	24,024,000.00	-

P/A/P/Allotment Class/Object of Expenditure (1)	Acct. Code	Allotment Received (2)	Obligations Incurred			Unobligated Bal. of Allotment (5)=(2)-(4)	Remarks (6)
			Total Previous	(3)	To Date (4)		
MPBF/SPECIAL PURPOSE FUNDS							
SSL III - 4th Tranche							
Salary Increase	701	13,151,000.00	9,360,507.71	3,790,492.29	13,151,000.00	-	
Year End Bonus	725	1,878,000.00	1,878,000.00		1,878,000.00	-	

Philhealth	733	53,000.00		53,000.00	53,000.00	-	
ECC	734	4,000.00		4,000.00	4,000.00	-	
Total SSL III-4th tranche		15,086,000.00	11,238,507.71	3,847,492.29	15,086,000.00	-	
Clothing/Uniform Allowance	715	764,000.00	699,000.00	65,000.00	764,000.00	-	
PHILHEALTH Contributions	733	246,000.00	205,000.00	41,000.00	246,000.00	-	
Terminal Leave Benefits	742	7,676,300.00	6,529,294.26	1,146,999.49	7,676,293.75	6.25	
Product. Enhance Incentive.	749	4,440,000.00		4,440,000.00	4,440,000.00	-	
Total Special Purpose Fund		52,236,300.00	37,985,160.96	14,251,132.79	52,236,293.75	6.25	
PDAF-Scholarship Expense	754	1,475,000.00	1,269,000.00	206,000.00	1,475,000.00	-	
TOTAL Current Appro.		364,007,300.00	326,882,683.04	35,918,829.02	362,801,512.06	1,205,787.94	
CONTINUING APPROPRIATION							
MOOE							
		796,314.35					
Travelling Expenses - Local	751		21,361.00		21,361.00		
Training Expenses	753		6,900.00		6,900.00		
Office/Lab./Med./Agricl.Sup. & Mat.							
Office Supplies Expenses	755		110.00		110.00		
Other Supplies Expenses	765		4,840.00		4,840.00		
Gas, Oil and Lubricant Expenses	761		2,660.00		2,660.00		
Printing Expense	781		840.00		840.00		
General Services	795		20,000.00		20,000.00		
Rep. & Maint. of Machine & Equipt.							
R & M -Other Mach. & Equipt	840		150.00		150.00		
R & M - Motor Vehicles	841		225.00		225.00		
Other Maintenance & Oper.Exp.	969		739,200.00		739,200.00		
		796,314.35	796,286.00	-	796,286.00	28.35	
PDAF							
Scholarship Expense	754	50,000.00	50,000.00		50,000.00	-	
TOTAL Continuing Appro.		846,314.35	846,286.00	-	846,286.00	28.35	
GRAND TOTAL		364,853,614.35	327,728,969.04	35,918,829.02	363,647,798.06	1,205,816.29	

Certified by: 

ANITA G. GODOY
Administrative Officer II



ROBERTA C. LEMOS
Chief Administrative Officer-Finance

Submitted by: 

JOSE L. BACUSMO
President

Statement of Allotment\Obligations and Balances As of October 31, 2012

Department: SUC's

Agency : Visayas State University

Fund:101




P/A/P/Allotment Class/Object of Expenditure (1)	Acct. Code	Allotment Received (2)	Obligations Incurred		Unobligated Bal. of Allotment (5)=(2)-(4)	Remarks (6)
			Total Previous (3)	To Date (4)		
CURRENT APPROPRIATION						
PERSONAL SERVICES (100)		256,274,000.00				

Salaries & Wages - Regular	701		138,612,825.29	16,561,610.51	155,174,435.80	
Salaries & Wages - Substitute	704		171,498.00		171,498.00	
Salaries & Wages - Casual	705		11,423,288.68	1,089,182.88	12,512,471.56	
Salaries & Wages - Contractual	706		3,916,826.77	437,689.00	4,354,515.77	
PERA - Regular	711		13,624,674.61	1,570,808.59	15,195,483.20	
Representation Allowance	713		337,300.00	27,700.00	365,000.00	
Transportation Allowance	714		337,300.00	27,700.00	365,000.00	
Clothing/Uniform Allowance	715		3,698,000.00		3,698,000.00	
Productivity Incentive Bonus	717		1,504,000.00		1,504,000.00	
Honoraria	720		2,007,764.10	125,412.50	2,133,176.60	
Overtime Pay	723		23,242.69	5,946.08	29,188.77	
Cash Gift	724		1,841,125.00		1,841,125.00	
Bonus	725		7,121,663.95		7,121,663.95	
PAG-IBIG Contributions	732		693,740.00	78,120.00	771,860.00	
PHILHEALTH Contributions	733		1,202,851.75	201,791.50	1,404,643.25	
ECC Contributions	734		673,346.90	76,321.29	749,668.19	
Monetization	742s		818,087.92	209,640.20	1,027,728.12	
Health Workers Benefits	743		548,265.06	108,095.14	656,360.20	
Other Personnel Benefits-Loyalty	749L				-	
Sub-total			256,274,000.00	188,555,800.72	209,075,818.41	47,198,181.59
Life & Retirement Ins. Cont.	731		26,196,000.00	18,874,131.27	2,261,166.22	21,135,297.49
Total Personal Services			282,470,000.00	207,429,931.99	22,781,183.91	52,258,884.10
MAINT. & OTHER OPERATING EXP. (200)			28,836,000.00			
Office Equipment	221		36,927.00		36,927.00	
Furnitures & Fixtures	222		21,522.00	3,160.00	24,682.00	
IT Equipment & Software	223		66,026.50		66,026.50	
Books	224		106,326.16	137,507.14	243,833.30	
Communication Equipment	229		1,750.00		1,750.00	
Firefighting Equipment & Accessories	231		2,050.00		2,050.00	
Tech. & Scientific Equipment	236		7,895.00		7,895.00	
Other Machinery & Equipment	240		99,769.00		99,769.00	
Travelling Expenses - Local	751		1,100,159.84	174,297.30	1,274,457.14	
Training Expenses	753		208,033.52	14,270.00	222,303.52	
Scholarship Expenses	754		365,232.17	279,752.86	644,985.03	
Office/Lab./Med./Agricl.Sup. & Mat.					-	
Office Supplies Expenses	755		2,332,554.32	107,402.42	2,439,956.74	
Accountable Form Expenses	756				-	
Animal & Zoological Supplies E	757				-	
Agricultural Supplies Exp	762				-	
Other Supplies Expenses	765		615,083.06	79,756.40	694,839.46	
Gas, Oil and Lubricant Expenses	761		1,459,614.37	47,373.00	1,506,987.37	

P/A/P/Allotment Class/Object of Expenditure (1)	Acct. Code	Allotment Received (2)	Obligations Incurred			Unobligated Bal. of Allotment (5)=(2)-(4)	Remarks (6)
			Total Previous	(3)	To Date (4)		
Textbook & Instruction Mat. Supplie	763		252,015.85	17,721.25	269,737.10		
Utility Expenses					-		
Water	766		59,791.35	38,410.00	98,201.35		
Electricity	767		5,555,055.10		5,555,055.10		
Cooking Gas	768		16,249.00		16,249.00		
Communication Services					-		
Postage and Deliveries	771		257,541.00	14,475.00	272,016.00		
Telephone Exp - Landline	772		884,394.91	55,250.99	939,645.90		
Telephone Exp - Mobile	773		31,799.71		31,799.71		
Telephone Exp - Internet	774		13,200.00	1,200.00	14,400.00		

Telephone, Radio & Cable	775		550.00		550.00		
Membership Dues & Contr.	778		20,000.00	26,037.32	46,037.32		
Advertising Expenses	780		5,690.00	770.00	6,460.00		
Printing Expense	781		26,881.00	790.00	27,671.00		
Subscription Expense	786		265,420.00	19,110.00	284,530.00		
Legal Services	791		43,125.00	13,475.00	56,600.00		
Auditing services	792		2,590.65	2,604.25	5,194.90		
General Services	795		4,422,289.50	388,390.00	4,810,679.50		
Rep. & Maint. Of -Land Improvt.	802		397,578.44	61,068.44	458,646.88		
Rep. & Maint. of Bldgs.& Structure					-		
R & M- Office Building	811		42,461.00		42,461.00		
R & M - School Buildings	812		367,784.33	12,970.00	380,754.33		
R & M - Other Structures	815		530,454.00		530,454.00		
Rep. & Maint. of Machine & Equipt.					-		
R & M - Office Equipment	821		56,924.82	20,987.00	77,911.82		
R & M - IT Equipment	823		96,344.01	10,220.00	106,564.01		
R & M - Communication Eq	829		400.00		400.00		
R & M -Other Mach. & Equiupt	840		89,423.00		89,423.00		
R & M - Motor Vehicles	841		515,395.10	45,675.00	561,070.10		
Extraordinary and Misc. Exp.	883		121,500.00	13,500.00	135,000.00		
Taxes, Licenses & Ins. Prem.	891		148,213.50	5,300.00	153,513.50		
Fidelity Bond Premiums	892		52,653.75		52,653.75		
Insurance Expense	893		138,127.37		138,127.37		
Other Maintenance & Oper.Exp.	969				-		
Others			597,725.37	34,003.76	631,729.13		
Student Labor			484,431.75	12,000.00	496,431.75		
Total MOOE			28,836,000.00	21,918,952.45	1,637,477.13	23,556,429.58	5,279,570.42
SPECIAL PURPOSE FUNDS							
SSL III - 3rd Tranche							
Salary Increase	701		22,087,000.00	14,993,711.75	1,360,813.00	16,354,524.75	5,732,475.25
Year End Bonus	725		1,841,000.00	1,163,270.50		1,163,270.50	677,729.50
Philhealth	733		85,000.00			-	85,000.00
ECC	734		11,000.00	5,222.48	652.81	5,875.29	5,124.71
Total SSL III- 3rd tranche			24,024,000.00	16,162,204.73	1,361,465.81	17,523,670.54	6,500,329.46

P/A/P/Allotment Class/Object of Expenditure (1)	Acct. Code	Allotment Received (2)	Obligations Incurred			Unobligated Bal. of Allotment (5)=(2)-(4)	Remarks (6)
			Total Previous	(3)	To Date (4)		
SPECIAL PURPOSE FUNDS							
SSL III - 4th Tranche							
Salary Increase	701	13,151,000.00	6,635,492.33	1,561,918.65	8,197,410.98	4,953,589.02	
Year End Bonus	725	1,878,000.00				1,878,000.00	
Philhealth	733	53,000.00				53,000.00	
ECC	734	4,000.00				4,000.00	
Total SSL III-4th tranche		15,086,000.00	6,635,492.33	1,561,918.65	8,197,410.98	6,888,589.02	
Terminal Leave Benefits	742	6,313,299.00	6,313,293.38		6,313,293.38	5.62	
PDAF-Scholarship Expense	754	900,000.00	850,000.00	19,000.00	869,000.00	31,000.00	
TOTAL Current Appro.		357,629,299.00	259,309,874.88	27,361,045.50	286,670,920.38	70,958,378.62	

CONTINUING APPROPRIATION						
MOOE			796,314.35			
Travelling Expenses - Local	751			19,391.00	1,970.00	21,361.00
Training Expenses	753			6,900.00		6,900.00
Office/Lab./Med./Agricl.Sup. & Mat.						
Office Supplies Expenses	755			110.00		110.00
Other Supplies Expenses	765			4,840.00		4,840.00
Gas, Oil and Lubricant Expenses	761			2,660.00		2,660.00
Printing Expense	781			840.00		840.00
General Services	795			20,000.00		20,000.00
Rep. & Maint. of Machine & Equipt.						
R & M -Other Mach. & Equipt	840			150.00		150.00
R & M - Motor Vehicles	841			225.00		225.00
Other Maintenance & Oper.Exp.	969			739,200.00		739,200.00
			796,314.35	794,316.00	1,970.00	796,286.00
						28.35
PDAF						
Scholarship Expense	754		50,000.00	19,000.00	31,000.00	50,000.00
						-
TOTAL Continuing Appro.			846,314.35	813,316.00	32,970.00	846,286.00
						28.35
GRAND TOTAL			358,475,613.35	260,123,190.88	27,394,015.50	287,517,206.38
Certified by: 		Verified by: 		Submit 		
ANITA G. GODOY Administrative Officer II		ROBERTA C. LEMOS Chief Administrative Officer-Finance		JOSE L. BACUSMO President		

Statement of Allotment\Obligations and Balances
As of September 30, 2012

Department: SUC's

Agency : Visayas State University

Fund:101

P/A/P/Allotment Class/Object of Expenditure (1)	Acct. Code	Allotment Received (2)	Obligations Incurred			Unobligated Bal. of Allotment (5)=(2)-(4)	Remarks (6)
			Total Previous	(3)	To Date (4)		
CURRENT APPROPRIATION							
PERSONAL SERVICES (100)		256,274,000.00					
Salaries & Wages - Regular	701		124,348,984.61	14,263,840.68	138,612,825.29		
Salaries & Wages - Substitute	704		171,498.00		171,498.00		
Salaries & Wages - Casual	705		10,408,840.58	1,014,448.10	11,423,288.68		
Salaries & Wages - Contractual	706		3,494,800.77	422,026.00	3,916,826.77		
PERA - Regular	711		12,066,874.61	1,557,800.00	13,624,674.61		
Representation Allowance	713		309,600.00	27,700.00	337,300.00		
Transportation Allowance	714		309,600.00	27,700.00	337,300.00		
Clothing/Uniform Allowance	715		3,698,000.00		3,698,000.00		
Productivity Incentive Bonus	717		1,504,000.00		1,504,000.00		
Honoraria	720		1,830,423.31	177,340.79	2,007,764.10		

Overtime Pay	723		17,717.03	5,525.66	23,242.69	
Cash Gift	724		1,841,125.00		1,841,125.00	
Bonus	725		7,121,663.95		7,121,663.95	
PAG-IBIG Contributions	732		615,820.00	77,920.00	693,740.00	
PHILHEALTH Contributions	733		1,001,691.50	201,160.25	1,202,851.75	
ECC Contributions	734		597,324.67	76,022.23	673,346.90	
Monetization	742s		450,235.35	367,852.57	818,087.92	
Health Workers Benefits	743		477,267.21	70,997.85	548,265.06	
Other Personnel Benefits-Loyalty	749L				-	
Sub-total		256,274,000.00	170,265,466.59	18,290,334.13	188,555,800.72	67,718,199.28
Life & Retirement Ins. Cont.	731	26,196,000.00	16,610,661.25	2,263,470.02	18,874,131.27	7,321,868.73
Total Personal Services		282,470,000.00	186,876,127.84	20,553,804.15	207,429,931.99	75,040,068.01
MAINT. & OTHER OPERATING EXP. (200)		28,836,000.00				
Office Equipment	221		36,927.00		36,927.00	
Furnitures & Fixtures	222		9,102.00	12,420.00	21,522.00	
IT Equipment & Software	223		62,476.50	3,550.00	66,026.50	
Books	224		45,874.16	60,452.00	106,326.16	
Communication Equipment	229		1,750.00		1,750.00	
Firefighting Equipment & Accessories	231		2,050.00		2,050.00	
Tech. & Scientific Equipment	236		7,895.00		7,895.00	
Other Machinery & Equipment	240		94,449.00	5,320.00	99,769.00	
Travelling Expenses - Local	751		1,000,421.32	99,738.52	1,100,159.84	
Training Expenses	753		196,863.52	11,170.00	208,033.52	
Scholarship Expenses	754		355,782.17	9,450.00	365,232.17	
Office/Lab./Med./Agricl.Sup. & Mat.					-	
Office Supplies Expenses	755		2,229,985.07	102,569.25	2,332,554.32	
Accountable Form Expenses	756				-	
Animal & Zoological Supplies E	757				-	
Agricultural Supplies Exp	762				-	
Other Supplies Expenses	765		514,564.06	100,519.00	615,083.06	
Gas, Oil and Lubricant Expenses	761		1,408,037.37	51,577.00	1,459,614.37	

P/A/P/Allotment Class/Object of Expenditure (1)	Acct. Code	Allotment Received (2)	Obligations Incurred			Unobligated Bal. of Allotment (5)=(2)-(4)	Remarks (6)
			Total Previous	(3)	To Date (4)		
Textbook & Instruction Mat. Supplies	763		234,294.60	17,721.25	252,015.85		
Utility Expenses					-		
Water	766		21,381.35	38,410.00	59,791.35		
Electricity	767		3,854,533.07	1,700,522.03	5,555,055.10		
Cooking Gas	768		15,299.00	950.00	16,249.00		
Communication Services					-		
Postage and Deliveries	771		218,758.00	38,783.00	257,541.00		
Telephone Exp - Landline	772		784,628.93	99,765.98	884,394.91		
Telephone Exp - Mobile	773		24,981.55	6,818.16	31,799.71		
Telephone Exp - Internet	774		12,000.00	1,200.00	13,200.00		
Telephone, Radio & Cable	775		550.00		550.00		
Membership Dues & Contr.	778		20,000.00		20,000.00		
Advertising Expenses	780		4,920.00	770.00	5,690.00		
Printing Expense	781		25,105.00	1,776.00	26,881.00		
Subscription Expense	786		251,327.00	14,093.00	265,420.00		
Legal Services	791		29,650.00	13,475.00	43,125.00		
Auditing services	792			2,590.65	2,590.65		
General Services	795		3,892,804.50	529,485.00	4,422,289.50		
Rep. & Maint. Of -Land Improvt.	802		336,510.00	61,068.44	397,578.44		

Rep. & Maint. of Bldgs.& Structure					-		
R & M - Office Building	811		42,461.00		42,461.00		
R & M - School Buildings	812		333,913.23	33,871.10	367,784.33		
R & M - Other Structures	815		530,454.00		530,454.00		
Rep. & Maint. of Machine & Equipmt.					-		
R & M - Office Equipment	821		33,624.82	23,300.00	56,924.82		
R & M - IT Equipment	823		87,959.01	8,385.00	96,344.01		
R & M - Communication Eq	829			400.00	400.00		
R & M -Other Mach. & Equipt	840		86,988.00	2,435.00	89,423.00		
R & M - Motor Vehicles	841		399,845.10	115,550.00	515,395.10		
Extraordinary and Misc. Exp.	883		108,000.00	13,500.00	121,500.00		
Taxes, Licenses & Ins. Prem.	891		134,573.20	13,640.30	148,213.50		
Fidelity Bond Premiums	892		50,403.75	2,250.00	52,653.75		
Insurance Expense	893		138,127.37		138,127.37		
Other Maintenance & Oper.Exp.	969				-		
Others			536,977.77	60,747.60	597,725.37		
Student Labor			472,831.75	11,600.00	484,431.75		
Total MOOE			28,836,000.00	18,649,079.17	3,269,873.28	21,918,952.45	6,917,047.55
SPECIAL PURPOSE FUNDS							
SSL III - 3rd Tranche							
Salary Increase	701	22,087,000.00	12,830,883.45	2,162,828.30	14,993,711.75	7,093,288.25	
Year End Bonus	725	1,841,000.00	1,163,270.50		1,163,270.50	677,729.50	
Philhealth	733	85,000.00			-	85,000.00	
ECC	734	11,000.00	4,569.67	652.81	5,222.48	5,777.52	
Total SSL III- 3rd tranche		24,024,000.00	13,998,723.62	2,163,481.11	16,162,204.73	7,861,795.27	

P/A/P/Allotment Class/Object of Expenditure (1)	Acct. Code	Allotment Received (2)	Obligations Incurred			Unobligated Bal. of Allotment (5)=(2)-(4)	Remarks (6)
			Total Previous	(3)	To Date (4)		
SPECIAL PURPOSE FUNDS							
SSL III - 4th Tranche							
Salary Increase	701	13,151,000.00	4,271,545.33	2,363,947.00	6,635,492.33	6,515,507.67	
Year End Bonus	725	1,878,000.00				1,878,000.00	
Philhealth	733	53,000.00				53,000.00	
ECC	734	4,000.00				4,000.00	
Total SSL III-4th tranche		15,086,000.00	4,271,545.33	2,363,947.00	6,635,492.33	8,450,507.67	
Terminal Leave Benefits	742	6,313,299.00	4,526,343.50	1,786,949.88	6,313,293.38	5.62	
PDAF-Scholarship Expense	754	900,000.00	850,000.00		850,000.00	50,000.00	
TOTAL Current Appro.		357,629,299.00	229,171,819.46	30,138,055.42	259,309,874.88	98,319,424.12	
CONTINUING APPROPRIATION							
MOOE		796,314.35				-	
Travelling Expenses - Local	751			19,391.00	19,391.00		
Training Expenses	753			6,900.00	6,900.00		
Office/Lab./Med./Agricl.Sup. & Mat.							
Office Supplies Expenses	755			110.00	110.00		
Other Supplies Expenses	765			4,840.00	4,840.00		
Gas, Oil and Lubricant Expenses	761			2,660.00	2,660.00		

Printing Expense	781			840.00	840.00		
General Services	795		8,800.00	11,200.00	20,000.00		
Rep. & Maint. of Machine & Equipt.							
R & M -Other Mach. & Equipt	840			150.00	150.00		
R & M - Motor Vehicles	841			225.00	225.00		
Other Maintenance & Oper.Exp.	969		736,800.00	2,400.00	739,200.00		
			796,314.35	745,600.00	48,716.00	794,316.00	1,998.35
PDAF							
Scholarship Expense	754		50,000.00	19,000.00	19,000.00		31,000.00
TOTAL Continuing Appro.			846,314.35	764,600.00	48,716.00	813,316.00	
GRAND TOTAL			358,475,613.35	229,771.42	260,123,190.88		

Certified by:

Verified by:

Submitted by:

ANITA G. GODOY
Administrative Officer II

ROBERTA C. LEMOS
Chief Administrative Officer-Finance

JOSE L. BACUSMO
President

Statement of Allotment\Obligations and Balances As of June 30, 2012

Department: SUC's

Agency : Visayas State University

Fund:101

P/A/P/Allotment Class/Object of Expenditure (1)	Acct. Code	Allotment Received (2)	Obligations Incurred			Unobligated Bal. of Allotment (5)=(2)-(4)	Remarks (6)
			Total Previous	This Report (3)	To Date (4)		
CURRENT APPROPRIATION							
PERSONAL SERVICES (100)		256,028,000.00					
Salaries & Wages - Regular	701		77,016,167.52	15,358,100.58	92,374,268.10		
Salaries & Wages - Substitute	704		171,498.00		171,498.00		
Salaries & Wages - Casual	705		7,100,602.70	1,129,053.03	8,229,655.73		
Salaries & Wages - Contractual	706		2,197,918.87	452,829.90	2,650,748.77		
PERA - Regular	711		7,464,285.39	1,493,322.58	8,957,607.97		
Representation Allowance	713		193,500.00	38,700.00	232,200.00		
Transportation Allowance	714		193,500.00	38,700.00	232,200.00		
Clothing/Uniform Allowance	715		3,698,000.00		3,698,000.00		
Productivity Incentive Bonus	717		1,498,000.00		1,498,000.00		
Honoraria	720		1,574,593.31	33,600.00	1,608,193.31		
Overtime Pay	723		9,512.87	4,000.00	13,512.87		
Cash Gift	724		1,840,000.00		1,840,000.00		
Bonus	725		7,117,487.50		7,117,487.50		
PAG-IBIG Contributions	732		374,700.00	75,900.00	450,600.00		
PHILHEALTH Contributions	733		606,675.00	118,500.00	725,175.00		
ECC Contributions	734		366,844.26	73,903.63	440,747.89		
Monetization	742s				-		
Health Workers Benefits	743		325,090.33	24,255.95	349,346.28		
Other Personnel Benefits-Loyalty	749L				-		

Sub-total		256,028,000.00	111,748,375.75	18,840,865.67	130,589,241.42	125,438,758.58	
Life & Retirement Ins. Cont.	731	24,618,000.00	10,018,931.06	2,195,421.52	12,214,352.58	12,403,647.42	
Total Personal Services		280,646,000.00	121,767,306.81	21,036,287.19	142,803,594.00	137,842,406.00	
MAINT. & OTHER OPERATING EXP. (200)		28,836,000.00					
Office Equipment	221		22,273.00	8,830.00	31,103.00		
Furnitures & Fixtures	222		9,102.00		9,102.00		
IT Equipment & Software	223		43,956.50	12,525.00	56,481.50		
Books	224		5,055.00		5,055.00		
Communication Equipment	229		1,750.00		1,750.00		
Firefighting Equipment & Accessories	231			2,050.00	2,050.00		
Tech. & Scientific Equipment	236		7,895.00		7,895.00		
Other Machinery & Equipment	240		18,787.00	6,188.00	24,975.00		
Travelling Expenses - Local	751		606,946.12	200,719.92	807,666.04		
Training Expenses	753		140,718.52	39,615.00	180,333.52		
Scholarship Expenses	754		266,319.95	79,462.22	345,782.17		
Office/Lab./Med./Agricl.Sup. & Mat.					-		
Office Supplies Expenses	755		1,684,245.46	215,568.16	1,899,813.62		
Accountable Form Expenses	756				-		
Animal & Zoological Supplies E	757				-		
Drugs & Medicines Expense	759				-		
Agricultural Supplies Exp	762				-		

P/A/P/Allotment Class/Object of Expenditure (1)	Acct. Code	Allotment Received (2)	Obligations Incurred			Unobligated Bal. of Allotment (5)=(2)-(4)	Remarks (6)
			Total Previous	This Report (3)	To Date (4)		
Other Supplies Expenses	765		331,053.26	47,570.98	378,624.24		
Gas, Oil and Lubricant Expenses	761		858,588.34	380,091.33	1,238,679.67		
Textbook & Instruction Mat. Supplie	763		187,399.60	16,660.00	204,059.60		
Utility Expenses					-		
Water	766		21,381.35		21,381.35		
Electricity	767		2,103,153.99	38,295.00	2,141,448.99		
Cooking Gas	768		8,823.00	950.00	9,773.00		
Communication Services					-		
Postage and Deliveries	771		111,494.00	27,823.00	139,317.00		
Telephone Exp - Landline	772		460,197.81	114,165.25	574,363.06		
Telephone Exp - Mobile	773		17,794.50	3,434.08	21,228.58		
Telephone Exp - Internet	774		4,800.00	2,400.00	7,200.00		
Telephone, Radio & Cable	775		550.00		550.00		
Membership Dues & Contr.	778		20,000.00		20,000.00		
Advertising Expenses	780		3,075.00	615.00	3,690.00		
Printing Expense	781		6,661.00	12,745.00	19,406.00		
Subscription Expense	786		66,996.00	12,216.00	79,212.00		
Legal Services	791		17,500.00	4,050.00	21,550.00		
Auditing services	792				-		
General Services	795		2,347,950.00	499,760.00	2,847,710.00		
Rep. & Maint. Of -Land Improv.	802		128,930.00	103,790.00	232,720.00		
Rep. & Maint. of Bldgs.& Structure					-		
R & M - School Buildings	812		236,414.00	39,180.00	275,594.00		
R & M - Other Structures	815		426,664.00		426,664.00		
Rep. & Maint. of Machine & Equipt.					-		
R & M - Office Equipment	821		25,024.82	6,100.00	31,124.82		
R & M - IT Equipment	823		57,156.01	24,003.00	81,159.01		
R & M -Other Mach. & Equipt	840		14,870.00	7,070.00	21,940.00		
R & M - Motor Vehicles	841		327,982.90	17,503.00	345,485.90		

Extraordinary and Misc. Exp.	883		67,500.00	13,500.00	81,000.00	
Taxes, Licenses & Ins. Prem.	891		59,239.96	8,098.12	67,338.08	
Fidelity Bond Premiums	892				-	
Insurance Expense	893		129,938.34	5,288.12	135,226.46	
Other Maintenance & Oper.Exp.	969				-	
Others			243,722.32	54,589.11	298,311.43	
Student Labor			298,292.50	39,206.75	337,499.25	
Total MOOE			28,836,000.00	11,390,201.25	2,044,062.04	13,434,263.29
SPECIAL PURPOSE FUNDS						
SSL III - 3rd Tranche						
Salary Increase	701	22,087,000.00	7,010,758.62	3,519,216.50	10,529,975.12	11,557,024.88
Year End Bonus	725	1,841,000.00	1,163,270.50		1,163,270.50	677,729.50
Philhealth	733	85,000.00			-	85,000.00
ECC	734	11,000.00	3,264.05	652.81	3,916.86	7,083.14
Total SSL III- 3rd tranche		24,024,000.00	8,177,293.17	3,519,869.31	11,697,162.48	12,326,837.52

P/A/P/Allotment Class/Object of Expenditure (1)	Acct. Code	Allotment Received (2)	Obligations Incurred			Unobligated Bal. of Allotment (5)=(2)-(4)	Remarks (6)
			Total Previous	This Report (3)	To Date (4)		
SPECIAL PURPOSE FUNDS							
SSL III - 4th Tranche							
Salary Increase	701	-		1,422,717.00	1,422,717.00	(1,422,717.00)	
Year End Bonus	725				-	-	
Total SSL III- 3rd tranche		-	-	1,422,717.00	1,422,717.00	(1,422,717.00)	
Terminal Leave Benefits	742	4,126,734.00	4,064,421.32	62,309.00	4,126,730.32	3.68	
PDAF-Scholarship Expense	754	500,000.00		500,000.00	500,000.00	-	
TOTAL Current Appro.		338,132,734.00	145,399,222.55	28,585,244.54	173,984,467.09	164,148,266.91	
CONTINUING APPROPRIATION							
MOOE		796,314.35			-	796,314.35	
PDAF							
Scholarship Expense	754	50,000.00			-	50,000.00	
TOTAL Continuing		846,314.35					
GRAND TOTAL		338,979,048.35	145,399,222.55	28,585,244.54	173,984,467.09	164,994,581.26	

Certified by:

Verified by:

Submitted by:

ANITA G. GODOY
Administrative Officer II

ROBERTA C. LEMOS
Chief Administrative Officer-Finance

JOSE L. BACUSMO
President

Statement of Allotment\Obligations and Balances
As of March 31, 2012

Department: SUC's

Agency : Visayas State University

Fund:101

P/A/P/Allotment Class/Object of Expenditure (1)	Acct. Code	Allotment Received (2)	Obligations Incurred			Unobligated Bal. of Allotment (5)=(2)-(4)	Remarks (6)
			Total Previous	This Report (3)	To Date (4)		
CURRENT APPROPRIATION							
PERSONAL SERVICES (100)		255,264,000.00					
Salaries & Wages - Regular	701		30,415,542.70	15,007,334.78	45,422,877.48		
Salaries & Wages - Substitute	704		114,332.00	57,166.00	171,498.00		
Salaries & Wages - Casual	705		2,390,676.16	1,391,156.68	3,781,832.84		
Salaries & Wages - Contractual	706		889,823.87	445,098.00	1,334,921.87		
PERA - Regular	711		2,985,152.32	1,484,493.89	4,469,646.21		
Representation Allowance	713		77,400.00	38,700.00	116,100.00		
Transportation Allowance	714		77,400.00	38,700.00	116,100.00		
Clothing/Uniform Allowance	715		1,468,000.00	4,000.00	1,472,000.00		
Productivity Incentive Bonus	717			1,498,000.00	1,498,000.00		
Honoraria	720		779,985.96	118,150.00	898,135.96		
Overtime Pay	723		1,512.87		1,512.87		
PAG-IBIG Contributions	732		150,100.00	74,400.00	224,500.00		
PHILHEALTH Contributions	733		248,865.00	123,660.00	372,525.00		
ECC Contributions	734		202,128.26	18,489.10	220,617.36		
Terminal Leave Benefits	742s				-		
Health Workers Benefits	743		84,567.22	84,773.03	169,340.25		
Other Personnel Benefits-Loyalty	749L				-		
Sub-total		255,264,000.00	39,885,486.36	20,384,121.48	60,269,607.84	194,994,392.16	
Life & Retirement Ins. Cont.	731		24,618,000.00	5,562,644.26	5,987,980.50	18,630,019.50	
Total Personal Services			279,882,000.00	45,448,130.62	20,809,457.72	66,257,588.34	
MAINT. & OTHER OPERATING EXP. (200)		28,836,000.00					
Office Equipment	221			8,640.00	8,640.00		
Furnitures & Fixtures	222			1,757.00	1,757.00		
IT Equipment & Software	223		16,756.00	8,420.00	25,176.00		
Books	224			5,055.00	5,055.00		
Tech. & Scientific Equipment	236			7,895.00	7,895.00		
Other Machinery & Equipment	240		8,472.00	1,600.00	10,072.00		

Travelling Expenses - Local	751	178,455.42	146,153.90	324,609.32	
Training Expenses	753	32,630.00	27,208.52	59,838.52	
Scholarship Expenses	754	96,107.75	12,712.20	108,819.95	
Office/Lab./Med./Agricl.Sup. & Mat.				-	
Office Supplies Expenses	755	387,880.79	262,524.02	650,404.81	
Accountable Form Expenses	756			-	
Animal & Zoological Supplies E	757			-	
Drugs & Medicines Expense	759			-	
Agricultural Supplies Exp	762			-	
Other Supplies Expenses	765	78,200.10	79,198.50	157,398.60	
Gas, Oil and Lubricant Expenses	761	800,373.80	17,501.57	817,875.37	
Textbook & Instruction Mat. Supplie	763	41,295.00	110,706.60	152,001.60	
Utility Expenses				-	
Water	766			-	

P/A/P/Allotment Class/Object of Expenditure (1)	Acct. Code	Allotment Received (2)	Obligations Incurred			Unobligated Bal. of Allotment (5)=(2)-(4)	Remarks (6)
			Total Previous	This Report (3)	To Date (4)		
Electricity	767		916,480.55	1,090,796.20	2,007,276.75		
Cooking Gas	768		2,690.00	4,188.00	6,878.00		
Communication Services					-		
Postage and Deliveries	771		46,848.00	22,028.00	68,876.00		
Telephone Exp - Landline	772		128,049.61	111,023.64	239,073.25		
Telephone Exp - Mobile	773		7,430.46	820.00	8,250.46		
Telephone Exp - Internet	774		1,200.00	1,200.00	2,400.00		
Membership Dues & Contr.	778		20,000.00		20,000.00		
Advertising Expenses	780		1,230.00	615.00	1,845.00		
Printing Expense	781		1,326.00	1,195.00	2,521.00		
Subscription Expense	786		22,524.00	21,972.00	44,496.00		
Legal Services	791		4,200.00	4,050.00	8,250.00		
Auditing services	792				-		
General Services	795		897,345.00	507,375.00	1,404,720.00		
Rep. & Maint. Of -Land Improvt.	802				-		
Rep. & Maint. of Bldgs.& Structure					-		
R & M - School Buildings	812		1,205.00	17,070.00	18,275.00		
R & M - Other Structures	815		207,580.00	103,790.00	311,370.00		
Rep. & Maint. of Machine & Equipt.					-		
R & M - Office Equipment	821		19,501.46	5,523.36	25,024.82		
R & M - IT Equipment	823		14,201.01	15,430.00	29,631.01		
	840			3,190.00	3,190.00		
R & M - Motor Vehicles	841		93,578.60	109,457.80	203,036.40		
Extraordinary and Misc. Exp.	883		27,000.00	13,500.00	40,500.00		
Taxes, Licenses & Ins. Prem.	891		13,603.12	14,496.24	28,099.36		
Fidelity Bond Premiums	892				-		
Insurance Expense	893		52,831.85		52,831.85		
Other Maintenance & Oper.Exp.	969				-		
Others			77,721.86	61,193.18	138,915.04		
Student Labor			104,367.50	105,050.00	209,417.50		
Total MOOE		28,836,000.00	4,301,084.88	2,903,335.73	7,204,420.61	21,631,579.39	

P/A/P/Allotment Class/Object of Expenditure (1)	Acct. Code	Allotment Received (2)	Obligations Incurred			Unobligated Bal. of Allotment (5)=(2)-(4)	Remarks (6)
			Total Previous	This Report (3)	To Date (4)		
SPECIAL PURPOSE FUNDS							
SSL III - 3rd Tranche							
Salary Increase	701	22,087,000.00	3,454,935.29	1,199,275.58	4,654,210.87	17,432,789.13	
Year End Bonus	725	1,841,000.00			-	1,841,000.00	
Philhealth	733	85,000.00				85,000.00	
ECC	734	11,000.00	1,958.43		1,958.43	9,041.57	
Total SSL III- 3rd tranche		24,024,000.00	3,456,893.72	1,199,275.58	4,656,169.30	19,367,830.70	
Terminal Leave Benefits	742	1,762,729.00		1,762,727.40	1,762,727.40	1.60	
TOTAL Current Appro.		334,504,729.00	53,206,109.22	26,674,796.43	79,880,905.65	254,623,823.35	
CONTINUING APPROPRIATION							
MOE		796,314.35					
PDAF							
Scholarship Expense	754	50,000.00				50,000.00	
TOTAL Continuing Appro.		846,314.35	-	-	-	846,314.35	
GRAND TOTAL		335,351,043.35	53,206,109.22	26,674,796.43	79,880,905.65	255,470,137.70	
Certified by:		Verified by:		Submitted by:			
ANITA G. GODOY <i>Administrative Officer II</i>		ROBERTA C. LEMOS <i>Chief Administrative Officer-Finance</i>		JOSE L. BACUSMO <i>President</i>			